



ENGLAND
GOLF

KNOW
— THE —
SCORE



WORLD HANDICAP SYSTEM (WHS)

TOOLKIT 2.0 - OCTOBER 2020

Contents

Overview

- 04** Executive Summary **NEW**
- 05** Introducing Know the Score
- 06** Know the Score Timeline
- 07** What is the WHS?
- 09** Why has the WHS been created?
- 11** How does the WHS work?
- 13** How to use the Resources

WHS Key Features

- 15** Course Rating & Bogey Rating
- 17** Slope Rating **UPDATED**
- 19** Handicap Index
- 21** The England Golf WHS Platform
- 23** Course Handicap
- 26** Playing Handicap **UPDATED**
- 28** General Play & Competition Rounds
- 31** The Handicap Committee Role

How to Educate your Members

- 35** How to use the WHS Resources?
- 36** A reminder of how to use the WHS Resources
- 37** Know the Score Timeline
- 38** WHS Challenge **NEW**
- 40** WHS Gurus **NEW**
- 42** The England Golf WHS Platform - Transition Timeline **UPDATED**
- 43** WHS Resources **UPDATED**

Appendix

- 50** Glossary of Terms
- 52** Frequently Asked Questions (FAQs)
- 53** Key Contact Details

Click on the name of the section to be taken directly to the relevant pages.



ENGLAND
GOLF

KNOW
— THE —
SCORE



OVERVIEW



Welcome to the final stage on our journey towards the launch of the World Handicap System (WHS) on 2nd November 2020.

First of all, I would like to take this opportunity to say how heartening it is to see so many golf clubs thriving despite the difficult period we have faced this year. I am looking forward to continuing working with all stakeholders of the great game of golf in England to ensure it goes from strength to strength.

With WHS now right upon us, I hope the toolkit and resources provided to this point have been useful in educating your members. We are delighted with the reception to the campaign and hope your members are already feeling better informed ahead of its introduction on the 2nd of November.

As always, our aim has been to make sure every club across the country is delivering a consistent and clear message on the WHS. With this in mind, I would like to reiterate the importance of not only using the toolkit in educating your members in the weeks to come, but also referring back to it in the future once the new system is operational across the country.

Hopefully you will also have read several articles on WHS in the media and social media, which have been developed in partnership with England Golf's marketing department to support your efforts at the golf club.

As part of our ongoing education process around the new WHS, we have made updates to the WHS Toolkit. Within version 2.0 you will also learn about two new initiatives:

1. WHS Challenge: a nationwide event concept to celebrate the launch of the new system
2. WHS Gurus: a program to identify members at your club who can support the education process amongst their peers. These members will act as a key conduit between, the club and their fellow golfers

We will also be providing you with more information about the online England Golf Platform that all golfers will be able to access this week which will allow golfers to view their Handicap Index and also explain the transition from the CONGU system to the WHS.

I encourage you all to please take the time to read each of the new additions to Toolkit 2.0 and download the resources available. Golfers will be better informed once they get a chance to see the WHS explained in such a visually striking and straightforward manner.

With the imminent launch, it is important we continue to build on the momentum achieved, and ensure a seamless transition to this innovative new system.

Thank you again for your fantastic support.

Jeremy Tomlinson
CEO of England Golf



Introducing Know the Score

Know the Score – an exciting new campaign by England Golf

In order to bring all the different elements of the WHS together, we have created a new campaign called 'Know the Score'. The purpose of the campaign is to provide a consistent message that golfers will begin to recognise and associate with the WHS.

What is Know the Score?

To 'know the score' is defined by 'knowing all the important facts in a situation'. This perfectly aligns with our commitment to educate golfers so they too Know the Score with the WHS. You will see Know the Score being introduced through the educational resources contained in the toolkit.

All of the Know the Score resources available to you will help golfers to understand the WHS and we've included a useful section later in the toolkit to take you through how best to use them.

Why has Know the Score been created?

The reason for providing these resources is to firstly ensure that there are less queries coming directly to Handicap Committees from their members due to a lack of understanding of the new system. Secondly, it will bring golf clubs from around the country together in a national campaign designed to educate members about the WHS.

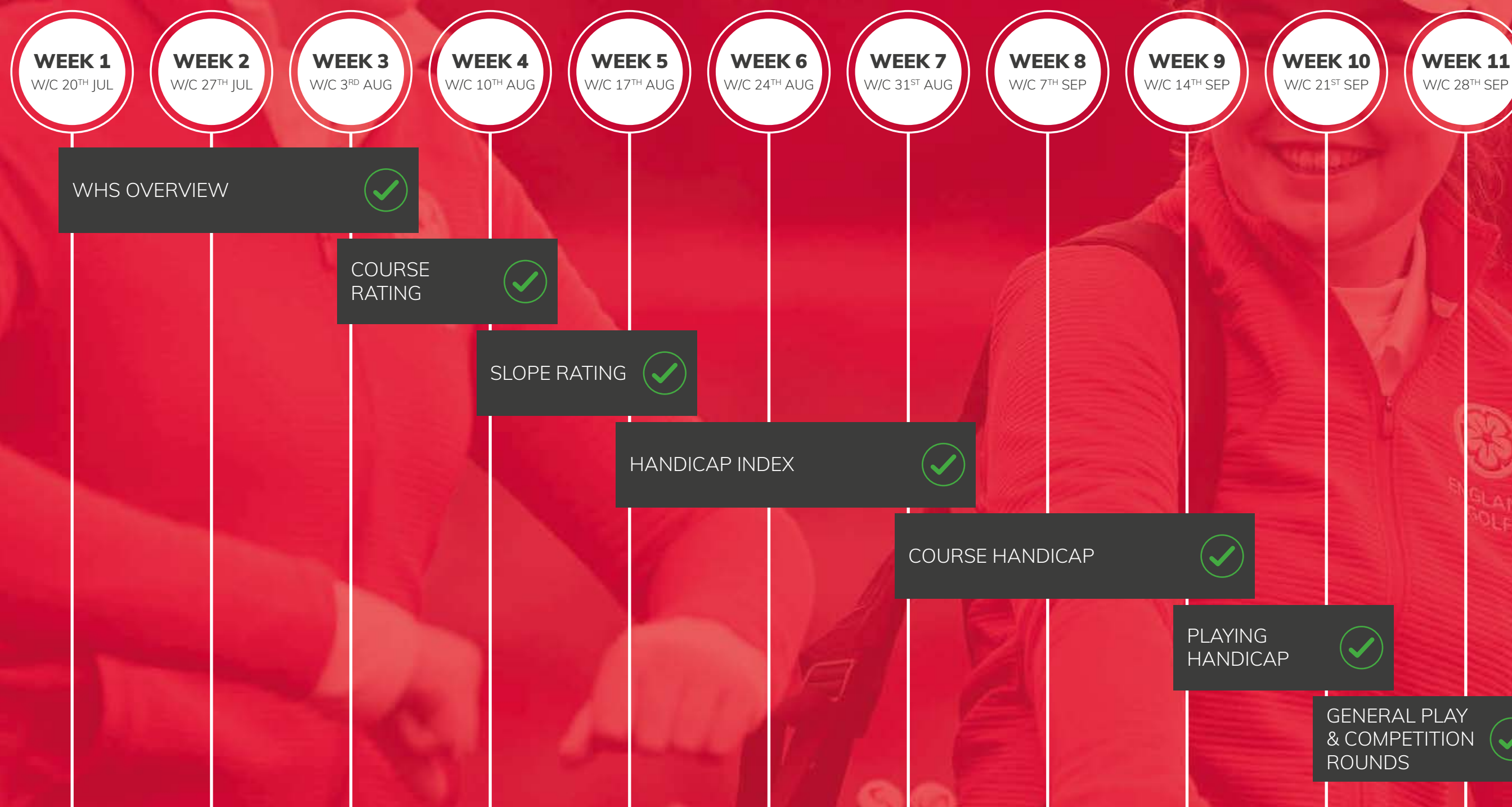
We are also working alongside key media outlets in England to create a national campaign that you can be part of. The aim is for them to communicate the same messages you will see at the golf club in order for the important information to resonate with golfers, regardless of where they are consuming their content, so they are constantly seeing the key features of the WHS.

IMPORTANT

All resources can be downloaded from the England Golf website or directly by clicking on the links provided in the toolkit.

Know the Score Timeline

As we move further into our Know the Score campaign, please continue to use the resources available in this toolkit around your golf club and on your social media channels. With the new WHS set to launch on November 2nd, this will help you educate your members on the new system and as outlined in the timeline, England Golf will continue to communicate the key features of the WHS to golfers across the country.



What is the WHS?

What is the new World Handicap System?

The new World Handicap System (WHS) is designed to:

- Attract more players to the game
- Make handicapping easier to understand
- Give all golfers a Handicap Index that can be transferable from club to club

Developed by The R&A and USGA in collaboration with existing handicap authorities, the benefit of the WHS over the current system is it combines the Rules of Handicapping and the Course Rating System.

The key timings to be aware of in the build up to the new system going live are as follows:

- **14th July 2020:** WHS Toolkit 1.0 from England Golf is made available to all golf clubs in England
- **15th July 2020:** England Golf launches 'Know the Score' WHS campaign
- **W/C 19th October 2020:** Online England Golf platform launched
- **2nd November 2020:** WHS adopted at all golf clubs across England



IMPORTANT

WHS comes into play on 2nd November 2020 in Great Britain and Ireland and will replace the current CONGU handicapping system. It will be part of a system used by over 15 million golfers in 80 countries worldwide.

What is the WHS: Resources

Click on the download buttons below to access the resources to help educate your members on the WHS

What is the WHS: Poster

[Download here](#)



Suggested Use: Print off this poster and place it around your golf club.

What is the WHS: Social Graphics

[Download here](#)



Suggested Use: Post the social graphics on your club's social media channels.

Don't forget to tag @EnglandGolf on Twitter and @england.golf on Instagram when posting these social graphics

Why has the WHS been created?

To allow as many golfers as possible the opportunity to:


- Obtain and maintain a Handicap Index and reduce barriers of entry
- Use their Handicap Index on any golf course around the world
- Compete, or play recreationally, fairly regardless of where they play

With golf being centred around one standard set of rules governed by The R&A and USGA, it makes sense to unify the previous six different Handicapping systems, making for a more inclusive and equitable sport.

The WHS was therefore developed with consideration given to club golfers who play both sporadically and more regularly.

With all golfers only initially required to submit scorecards for 54 holes to acquire a Handicap Index, the new WHS is less formidable for new players.

On the next page you will find a set of valuable resources that are available to download and help educate your members on the WHS



Why has the WHS been created: Resources

Click on the download buttons below to access the resources to help educate your members on the WHS

Why has the WHS been created: Poster

[Download here](#)



Suggested Use: Print off this poster and place it around your golf club.

Why has the WHS been created: Social Graphics

[Download here](#)



Suggested Use: Post the social graphics on your club's social media channels.

Don't forget to tag @EnglandGolf on Twitter and @england.golf on Instagram when posting these social graphics

How does the WHS work?

For golfers in England, calculating a new Handicap Index will be front of mind when adopting the WHS. The process will begin in the same way throughout the world – by accurately measuring a player’s golfing ability.

For regular golfers, this will be done by:

- The WHS Software calculating the average of the eight best scores from the previous 20 rounds

For new golfers, they will have to:

- Submit scorecards of 54 holes (3x 18 holes, 6x 9 holes or any combination of 9 and 18 holes) to their golf club’s Handicap Committee

From this they will be provided an initial Handicap Index. After a player has achieved 20 scores, a ‘fully developed’ Handicap Index can be calculated to provide the most accurate representation of a player’s ability.

To ensure a player has only one Handicap Index, the golfer will nominate a home club. The home club is determined by the player, but for practicality it is recommended this is where the player typically submits the most of their scores.

On the next page you will find a set of valuable resources that are available to download and help educate your members on the WHS



IMPORTANT

Golf club’s will manage the WHS through a Handicap Committee. The main roles and responsibilities of each club are to conduct and manage handicap reviews and communicate to the club’s members. There is further detail on roles and responsibilities later in this toolkit for complete clarity.

How does the WHS work: Resources

Click on the download buttons below to access the resources to help educate your members on the WHS

How does the WHS work: Poster

[Download here](#)



Suggested Use: Print off this poster and place it around your golf club.

How does the WHS work: Social Graphics

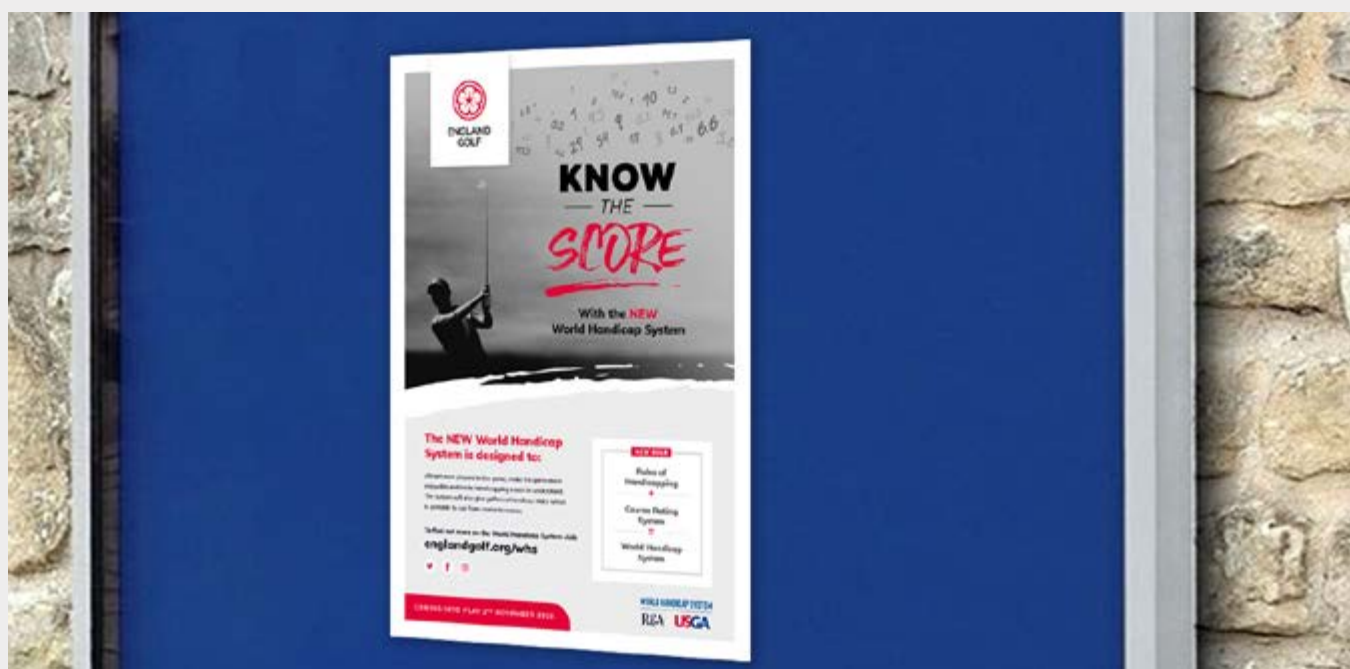
[Download here](#)



Suggested Use: Post the social graphics on your club's social media channels.

Don't forget to tag @EnglandGolf on Twitter and @england.golf on Instagram when posting these social graphics

How to use the Resources



Place on noticeboards at the club



On TV screens at the club



Printing off and distributing around the club



Via membership communications such as newsletters



ENGLAND
GOLF

KNOW
— THE —
SCORE



WHS KEY FEATURES

Course Rating & Bogey Rating

What is Course Rating?

Golf Course Rating will be used to measure the playing difficulty of a golf course. It measures how many strokes a Scratch Golfer (a player who can play to a Course Handicap of zero on all rated golf courses) should take on any given course.

The rating does this by assessing two main types of challenges which, when combined, result in a common base from which to compare players' abilities:

- The playing length of the course
- The obstacles that a player will encounter (e.g. size of green and hazards)

A Bogey Rating is the measure of playing difficulty from a set of tees when played by a Bogey Golfer (a player who has a Course Handicap of approximately 20 for a male and 24 for a female).

Knowing the Course Rating and Bogey Rating allows the WHS to assess and rationalise the relationship between the two. From this, the difficulty of the course for all other levels of ability can be deduced.

You can find out more about how Course Rating is calculated within the resources available for download on the following page.

On the next page you will find a set of valuable resources that are available to download and help educate your members on the WHS



IMPORTANT


All Course Ratings have been determined by highly trained teams, with all findings checked and verified prior to being published to ensure consistency and equity across England.

Course Rating: Resources

Click on the download buttons below to access the resources to help educate your members on the WHS

Course Rating: Poster

[Download here](#)



Suggested Use:

Print off this poster and place it around your golf club.

Course Rating: Social Graphics

[Download here](#)



Suggested Use:

Post the social graphics on your club's social media channels.

Course Rating: Key Features Video from the R&A and USGA

[Download here](#)



Suggested Use:

Download this video and share on your social media channels or via member newsletters.

Don't forget to tag @EnglandGolf on Twitter and @england.golf on Instagram when posting these social graphics

Slope Rating

What is Slope Rating?

Slope Rating is the number which indicates the relative playing difficulty of a course for Bogey Golfers, compared to Scratch Golfers. It is the difficulty comparison between a Bogey Golfer and a Scratch Golfer from the same set of tees.

$$\text{Bogey Rating} - \text{Course Rating} \times \text{Factor} = \text{Slope Rating}$$

(In simple terms it is the combination of the Course Rating and the Bogey Rating, which allows us to calculate the Slope Rating of a set of tees)

The use of Slope allows a player's Handicap Index to be portable from course to course and country to country. It also enables acceptable scores from any rated golf course in the world to be submitted for a player's handicap purposes.

The Slope Rating is a key component in calculating the number of strokes each player receives to play a particular golf course. Each set of tees will have a Slope Rating value between 55 and 155.

The higher the Slope Rating, the more additional strokes a Bogey Golfer will need to be able to play it. The lower the Slope Rating, the less strokes a Bogey Golfer will require.

NOTE

The Slope Ratings are gender specific and the tee which a golfer plays from must have a Slope Rating for each gender.

You can find an example of a Course & Slope Rating table within the resources available for download on the following page.

IMPORTANT

113 is the Slope Rating value where all players play from their Handicap Index (i.e. the course is as equally hard for both Scratch and Bogey players).

Slope Rating: Resources

Click on the download buttons below to access the resources to help educate your members on the WHS

Slope Rating: Poster

[Download here](#)



Suggested Use:

Print off this poster and place it around your golf club.

Slope Rating: Social Graphics

[Download here](#)



Suggested Use:

Post the social graphics on your club's social media channels.

Slope Rating: Key Features Video from the R&A and USGA

[Download here](#)



Suggested Use: Download this video and share on your social media channels or via member newsletters.

Course & Slope Rating: Table Example

[Download here](#)



WOODHALL SPA - HOTCHKIN COURSE	
COURSE RATING™ & SLOPE RATING® TABLE	
	USGA
	USGA
	USGA
	USGA
Blue Tee	135
White Tee	128
Yellow Tee	121
Red Tee	114

Suggested Use:

Download this resource as an example of a Course & Slope Rating table.

Don't forget to tag @EnglandGolf on Twitter and @england.golf on Instagram when posting these social graphics

Handicap Index

What is a Handicap Index?

Golfers will consider the Handicap Index to be the most important element of the WHS.

The Handicap Index will:

- Measure the ability of a player
- Be portable from course to course
- Allow players to compete fairly and therefore promote inclusivity within the game

A Handicap Index is calculated from the best eight scores from the last 20 rounds.

As a new score is submitted, a player's Handicap Index will automatically update to the most recent 20 scores. A player's Handicap Index will update promptly overnight after the submission of an acceptable score and be ready before the next time they play.

How to obtain a Handicap Index?

When the new system comes into play most golfers can have a Handicap Index generated, based on their existing records.

For new golfers to gain their Handicap Index they will have to submit a minimum of 54 holes (using any combination of 9 and 18 holes). Their Handicap Index will be the lowest of their three rounds minus two strokes and continue to be built until the preferred 20 scores are achieved.



IMPORTANT

The maximum Handicap Index for any player is 54.

To obtain a recognised Handicap Index a player must be an affiliated member of a golf club.

Handicap Index

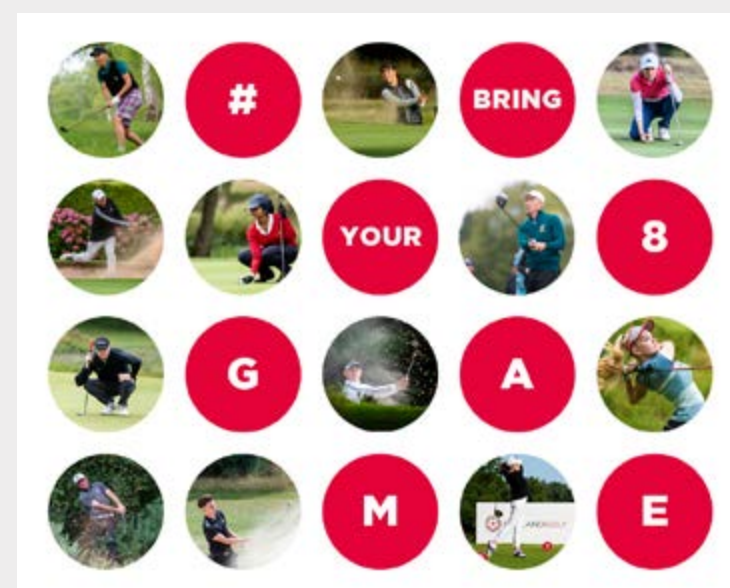
How to safeguard a Handicap Index?

A Soft Cap and Hard Cap will be implemented to limit any extreme upward movement of a player's Handicap Index within a 365-day period. This has been introduced to act as a safeguard to prevent any handicap manipulation.

The Soft Cap will suppress movement by 50% after a 3.0 stroke increase over a player's Low Handicap Index (see glossary of terms later in this toolkit). For clarity in this instance, a Low Handicap Index is the lowest Handicap Index a player has had during the previous 12-month period.

The Hard Cap will restrict upward movement on 5.0 strokes over the Low Handicap Index.

Restricting the extreme upward movement of a Handicap Index will ensure that a player's temporary loss of form does not cause the Handicap Index to move too far away from their actual ability.



Resources available on the following pages introduce a secondary campaign called Bring Your 8 Game. This has been devised so golfers can easily remember that their Handicap Index is simply their best 8 scores from their last 20 rounds.



IMPORTANT

Caps only start to take effect once a player has at least 20 acceptable scores in their record.

The England Golf WHS Platform

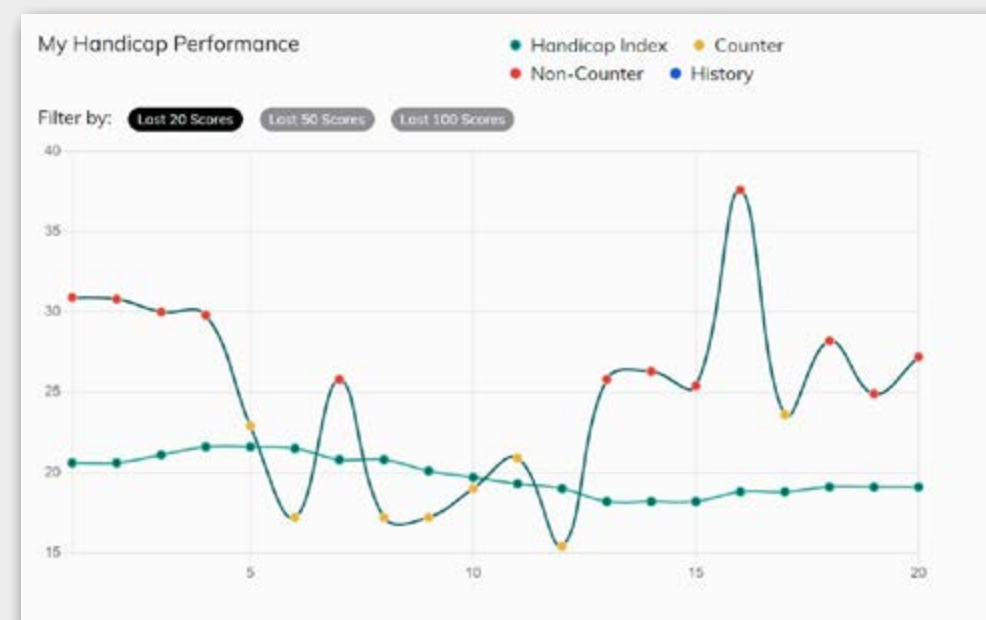
England Golf Platform

The recently launched England Golf WHS Platform (and once finalised, the My England Golf App) will allow golfers to regularly check on the progress of their Handicap Index. Your members can sign up to the England Golf WHS Platform [here](#).

Golfers will be able to review their updated Handicap Index the morning after a score has been entered to count towards their Handicap Index. Golfers will be able to access the WHS Platform through the England Golf Website.

The new England Golf WHS Platform has been created by DotGolf, a software solution provider, in conjunction with England Golf.

DotGolf have been using this software for over three years around the world, most recently when implementing the WHS in New Zealand earlier this year. They are now going to be providing the same software in Ireland and Wales.



On the next page you will find a set of valuable resources that are available to download and help educate your members on the WHS



Handicap Index: Resources

Click on the download buttons below to access the resources to help educate your members on the WHS

Handicap Index: Poster

[Download here](#)



Suggested Use: Print off this poster and place it around your golf club.

Handicap Index: Social Graphics

[Download here](#)



Suggested Use: Post the social graphics on your club's social media channels.

Handicap Index: Key Features Video from the R&A and USGA

[Download here](#)



Suggested Use: Download this video and share on your social media channels or via member newsletters.

Don't forget to tag @EnglandGolf on Twitter and @england.golf on Instagram when posting these social graphics

Course Handicap

What is Course Handicap?

Before any player starts their round they must convert their Handicap Index into a Course Handicap.

The Course Handicap will determine the number of strokes a player will receive for any set of tees on a course.

An easy way for a player to remember the WHS, is to think HCP!

H - Handicap Index

C - Course Handicap

P - Play

It's as easy as HCP! On page 24 of this toolkit we introduce our final secondary campaign, Easy As HCP. This will help reinforce the key aspects of the WHS to golfers:

- 1 Handicap Index
- 2 Course Handicap
- 3 Go out and Play

How to work out a Course Handicap?

England Golf will provide Course & Slope Rating tables to all golf clubs (as per the example on page 18). Tables should be positioned in conspicuous locations around the club to make it simple for golfers to find prior to beginning their round.

Golfers simply have to choose the tees they are playing off that day and cross reference their Handicap Index on the Course & Slope Rating table to ascertain their Course Handicap. It really is as simple as that - they're then ready to get out on the course and play!



In time, Course Handicap Tables will be available via an App and club handicap software so golfers can view their Course Handicap remotely prior to a round. Should any golfer wish to calculate their Course Handicap manually the formula is as follows:

NEW RULE

$$\begin{array}{c}
 \text{Handicap Index} \\
 \hline
 \times \\
 \hline
 \text{(Slope Rating / 113)} \\
 \hline
 = \\
 \hline
 \text{Course Handicap (rounded)}
 \end{array}$$

Course Handicap: Resources

Click on the download buttons below to access the resources to help educate your members on the WHS

Course Handicap: Poster

[Download here](#)



Suggested Use: Print off this poster and place it around your golf club.

Course Handicap: Social Graphics

[Download here](#)



Suggested Use: Post the social graphics on your club's social media channels.

Course Handicap: Key Features Video from the R&A and USGA

[Download here](#)



Suggested Use: Download this video and share on your social media channels or via member newsletters.

Don't forget to tag @EnglandGolf on Twitter and @england.golf on Instagram when posting these social graphics

Easy As HCP: Resources

Click on the download buttons below to access the resources to help educate your members on the WHS

Easy As HCP: Poster

[Download here](#)



Suggested Use: Print off this poster and place it around your golf club.

Easy As HCP: Social Graphics

[Download here](#)



Suggested Use: Post the social graphics on your club's social media channels.

Don't forget to tag @EnglandGolf on Twitter and @england.golf on Instagram when posting these social graphics

Playing Handicap

What is Playing Handicap?

Playing Handicap is a mandatory stroke allowance that is implemented in order to maintain the integrity of the WHS when used in competition. It allows golfers to compete on a level playing field, regardless of their Handicap Index.

The Course Handicap converts to a Playing Handicap for competition purposes and changes depending on the format of play.

The most important aspects of Playing Handicap to remember are:

- It is only used for competition purposes
- It ensures equity to calculate competition results (via Handicap Allowances)
- Golfers do not need to calculate it (it is generated before their round)
- Golfers should continue to play in the mindset of their Course Handicap in competition rounds
- It is a mandatory stroke allowance that must be implemented in competition play

Whilst Playing Handicap is important, Handicap Committees do not need to labour the point to golfers regarding this aspect of the WHS.

On the following page a table is available for download which shows handicap allowances for all competition formats.

The WHS has been designed with the enjoyment of recreational golf at the forefront. The WHS will allow golfers to play with freedom, therefore changing the nature in which they play the game. The focus for golfers should not be on their Playing Handicap.

On the next page you will find a set of valuable resources that are available to download and help educate your members on the WHS



The Playing Handicap is calculated as follows:

NEW RULE

Course Handicap

x

=

Handicap Allowance

Playing Handicap

Playing Handicap: Resources

Click on the download buttons below to access the resources to help educate your members on the WHS

Playing Handicap: Poster

[Download here](#)



Suggested Use: Print off this poster and place it around your golf club.

Playing Handicap: Social Graphics

[Download here](#)



Suggested Use: Post the social graphics on your club's social media channels.

Playing Handicap: Key Features Video from the R&A and USGA

[Download here](#)



Suggested Use: Download this video and share on your social media channels or via member newsletters.

Playing Handicap: Mandatory Allowances Table

[Download here](#)



The table is titled 'PLAYING HANDICAP: MANDATORY ALLOWANCES TABLE'. It has three columns: 'FORMAT OF PLAY', 'TYPE OF ROUND', and 'MANDATORY HANDICAP ALLOWANCE'. The rows are categorized by 'STROKEPLAY' and 'MATCHPLAY'.

FORMAT OF PLAY	TYPE OF ROUND	MANDATORY HANDICAP ALLOWANCE
STROKEPLAY	Strokeplay	100%
	Strokeplay with a handicap	100%
	Strokeplay with a handicap	100%
	Strokeplay with a handicap	100%
MATCHPLAY	Matchplay	100%
	Matchplay with a handicap	100%
	Matchplay with a handicap	100%
	Matchplay with a handicap	100%
STROKEPLAY	Strokeplay	100%
	Strokeplay with a handicap	100%
	Strokeplay with a handicap	100%
	Strokeplay with a handicap	100%

Suggested Use: Print off this poster and place it around your golf club.

Don't forget to tag @EnglandGolf on Twitter and @england.golf on Instagram when posting these social graphics

General Play & Competition Rounds

How to submit a score?

After the completion of a competition round, a player has to submit their scorecard as soon as possible in order for their Handicap Index to be updated. Preferably, scores should be posted at the venue being played and on the same day, as this will be when a player's Handicap Index will be updated.

Posting of scores is possible by players utilising the technology available at their golf club.

How to verify a score?

In order to verify a score and for it to count towards a player's WHS, it must be played:

- In accordance with The Rules of Golf
- In an authorised format of play
- Over a minimum number of 10 holes
- With at least one other person
- On a course with a current Course Rating and Slope Rating



General Play & Competition Rounds

How your score counts towards the WHS?

Acceptable formats of play for submitting a score towards a player's Handicap Index include:

- Pre-registered general play 'social' scores
- All individual competition rounds, both 9 and 18 holes, whether played at home or away

Non-Acceptable formats of play for submitting a score towards a player's Handicap Index include:

- Scores from fourball better ball
- Other matchplay events

For golfers playing in recreational rounds with friends, either in teams or pairs, even when there is no intention of submitting a score for handicap purposes, they will need to calculate their Course Handicap prior to their round.

The following page in this toolkit includes a table of authorised formats of play.

On the next page you will find a set of valuable resources that are available to download and help educate your members on the WHS



General Play & Competition Rounds: Resources

Click on the download buttons below to access the resources to help educate your members on the WHS

General Play & Competition Rounds: Poster

[Download here](#)



Suggested Use: Print off this poster and place it around your golf club.

General Play & Competition Rounds: Social Graphics

[Download here](#)



Suggested Use: Post the social graphics on your club's social media channels.

General Play & Competition Rounds: Authorised Formats of Play Table

[Download here](#)



ACCEPTABLE FORMATS OF PLAY		
FORMAT OF PLAY	TYPE OF ROUND	NUMBER OF HOLES
INDIVIDUAL STROKEPLAY	Strokeplay - Standard	18
	Strokeplay - Reduced	9
	Strokeplay - Matchplay	18
	Strokeplay - Matchplay	18
FOURBALL STROKEPLAY	Strokeplay - Standard	18
	Strokeplay - Reduced	9
	Strokeplay - Matchplay	18
	Strokeplay - Matchplay	18
INDIVIDUAL MATCHPLAY	Matchplay - Standard	18
	Matchplay - Reduced	9
	Matchplay - Matchplay	18
	Matchplay - Matchplay	18
FOURBALL MATCHPLAY	Matchplay - Standard	18
	Matchplay - Reduced	9
	Matchplay - Matchplay	18
	Matchplay - Matchplay	18

Suggested Use: For Handicap Committee use only, do not share with golfers.

Don't forget to tag @EnglandGolf on Twitter and @england.golf on Instagram when posting these social graphics

The Handicap Committee Role

Every golf club is required to have a Handicap Committee. They play a vital role in maintaining the integrity of the WHS.

Handicap Committee members should have a good working knowledge of the new WHS.

The Handicap Committee role can be summarised as follows:

- Record, maintain and update Handicap Index of their members
- Notify members of any changes to their Index
- Ensure all acceptable scores are uploaded
- Responsible for reviewing the Handicap Record

Handicap Committees should also ensure tables to convert a Handicap Index into a Course Handicap are located in appropriate locations throughout the club.

The roles and responsibilities of a Handicap Committee are listed in the WHS rules and available for download on page 33.



IMPORTANT

Every club must employ a system that allows golfers to register their round before they play and return scores. Ideally this should be done digitally.

The Handicap Committee Role

Handicap Reviews

Results from a competition should be processed promptly, on the same day, to ensure scores have been entered correctly. However, the WHS does not rely on a competition being closed to update handicap records.

Terms of Competition

Prior to events, it is advised that every Handicap Committee must publish their own terms of competition. This will include dates, frequency, entry process, format of play, handicap allowance, tees used, process of deciding ties and other information. Full details are available in the Official Guide to the Rules of Golf, Committee Section 1B and 5A.

Did you know?

The Handicap Committee can set entry criteria to competitions based on the Handicap Index - for example, the Club Championship may only open to players with a Handicap Index of 10 or less.

Did you know?

The committee also has the discretion to create segments of their members based on their Handicap Index in order to award prizes to players of different standards.



Handicap Committee: Resources

Click on the download buttons below to access a useful checklist to help keep track of your WHS education and for the Roles & Responsibilities of the Handicap Committee

Handicap Committee: WHS Toolkit Checklist

[Download here](#)



Suggested Use: Print off this checklist and use it as a handy reference point for your committee members.

Handicap Committee: Roles & Responsibilities

[Download here](#)



Suggested Use: Print off this document as a handy reference point for your committee members.



ENGLAND
GOLF

KNOW
— THE —
SCORE



HOW TO EDUCATE YOUR MEMBERS

How to use the WHS Resources?

How to use the WHS Resources available

We hope you have found the WHS Resources made available throughout this toolkit useful in educating your members.

As previously mentioned at the start of this toolkit, our strategy has been to develop an educational plan that resonates with golfers. The best way to achieve that is for golfers to see similar information, regardless of where they are, whether that be at the golf club, at home reading their favourite magazine, or on their favourite social media channel.

For that reason, we have created a timeline (also found at the start of this toolkit) which outlines the recommended order in which the resources should be best distributed to members. We would recommend all golf clubs adhere to the same timings, as it will align with England Golf’s communications, thereby ensuring golfers see a consistent message between now and 2nd November.

A reminder of the timeline we are working towards on WHS education can be found on the following pages.

Where can you use the WHS Resources?

At the Club <ul style="list-style-type: none"> • Seminars • Webinars • Presentations 	Website <ul style="list-style-type: none"> • Social Media graphics • Posters • Logos
Social Media <ul style="list-style-type: none"> • Social Media graphics • Posters 	Email <ul style="list-style-type: none"> • Posters • Logos

IMPORTANT

Using the WHS Resources effectively will help your members become more educated on the WHS. And mean you have less queries to deal with.

A reminder of how to use the WHS Resources



Place on noticeboards at the club



On TV screens at the club



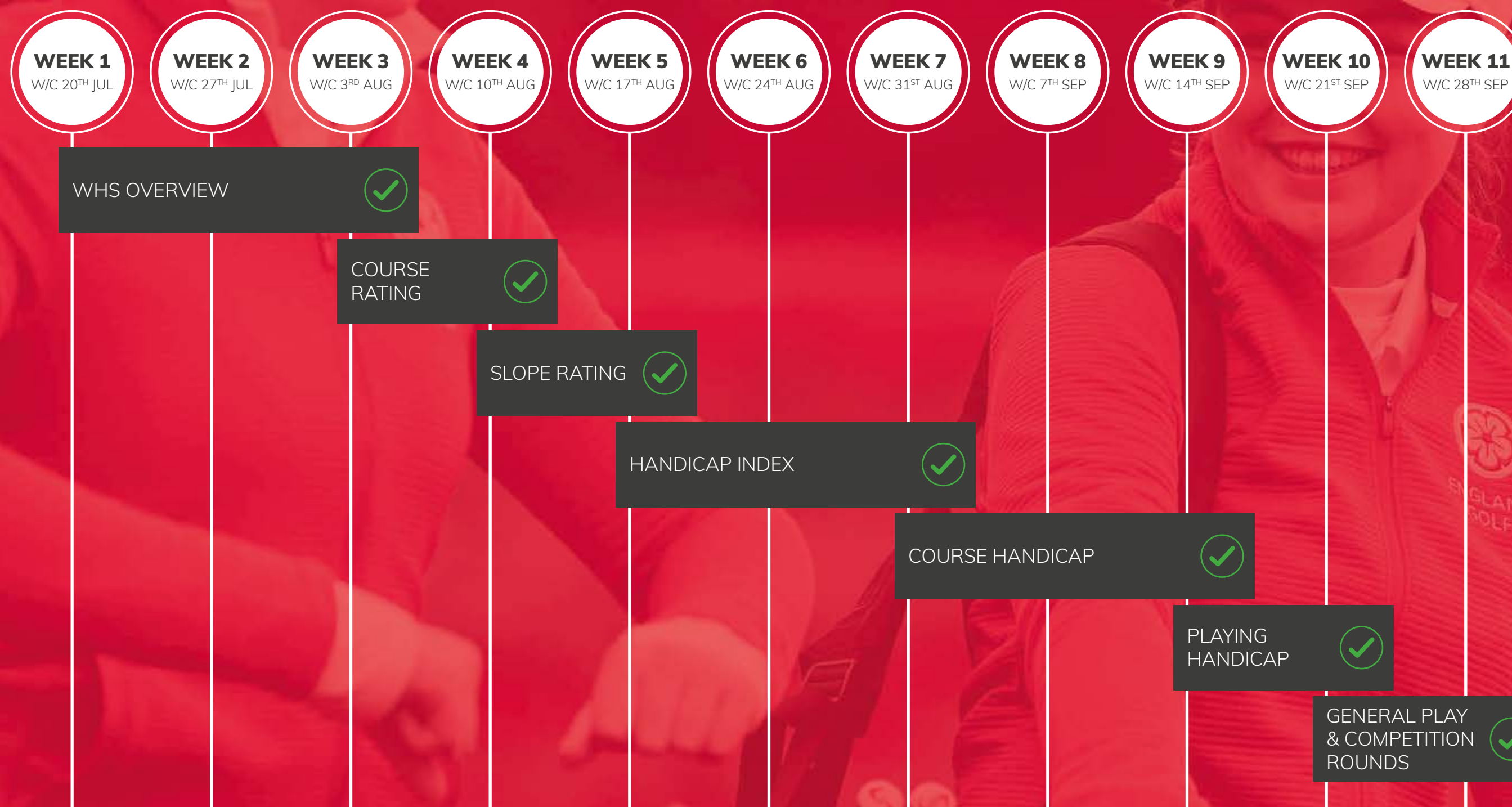
Printing off and distributing around the club



Via membership communications such as newsletters

Know the Score Timeline

As we move further into our Know the Score campaign, please continue to use the resources available in this toolkit around your golf club and on your social media channels. With the new WHS set to launch on November 2nd, this will help you educate your members on the new system and as outlined in the timeline, England Golf will continue to communicate the key features of the WHS to golfers across the country.



The WHS Challenge

England Golf has created an event concept to engage all golf clubs in the country, with a kick-off event on the opening weekend in November.

When:

- Weekends of 7th/8th November and 14th/15th November

What:

- The Challenge is hosted at your club and should either be added as a new competition (entry fee added at club discretion) or you can simply re-name an existing competition you were already planning on running over the same day/s to 'The WHS Challenge'

Why:

- The player who returns the lowest score at each club will be entered into a prize draw to win two tickets to the 2021 Open Championships

Ahead of the November start date, England Golf will be promoting the WHS Challenge to golf clubs across the country through their own channels. Golf Clubs will receive an email from England Golf with more detail about the day and how players can enter. This competition is not compulsory for golf clubs to enter, but will be a fantastic way of introducing the new system to golfers in a competition format, with a fantastic prize up for grabs!

On the next page you will find a set of valuable resources that are available to download and promote the competition



The WHS Challenge: Resources

Click on the download buttons, to access the necessary resources. We encourage you to use these promotional resources in the weeks leading up to the WHS Challenge

WHS Challenge: Poster

[Download here](#)



Suggested Use: Print off this poster and place it around your golf club.

WHS Challenge: Social Graphics

[Download here](#)



Suggested Use: Post the social graphics on your club's social media channels.

Don't forget to tag @EnglandGolf on Twitter and @england.golf on Instagram when posting these social graphics

WHS Gurus

What is a WHS Guru?

- A WHS Guru will act as a voice for the WHS at golf clubs, allowing strong representation and positioning of the new WHS system at club level. They are meant to help educate their fellow members on the system and therefore share the responsibility of explaining the WHS with official club representatives.
- A WHS Guru will also make sure the educational resources from the toolkit will be used on a regular basis in the lead-up to and following the 2nd November launch. They will also have the opportunity to run any internal WHS education sessions, using the information provided by England Golf, to answer any further questions their club's members may have about the new system
- Golf clubs across England will nominate / recommend members as a WHS Guru at their own discretion

Our aim is for each golf club across the country to have a WHS Guru.

- Golf Clubs advertise the position of a WHS Guru to their members (by 27th October)
- Golf Clubs provide England Golf with Guru nominations (by 13th November)
- Nominated Gurus take a short online WHS Quiz (by 20th November)
- Gurus participate in exclusive online webinar hosted by Gemma Hunter, Head of Rules & Handicapping at England Golf

On the next page you will find a set of valuable resources that are available to download and promote the position



WHS Gurus: Resources

Click on the download buttons, to access the necessary resources. We encourage you to use these resources to promote the position of a WHS Guru in the weeks outlined on the previous page

WHS Guru: Poster

[Download here](#)



Suggested Use: Print off this poster and place it around your golf club.

WHS Guru: Social Graphics

[Download here](#)



Suggested Use: Post the social graphics on your club's social media channels.

Don't forget to tag @EnglandGolf on Twitter and @england.golf on Instagram when posting these social graphics

The England Golf WHS Platform

- Transition Timeline

As we have been fast approaching 2nd November, numerous steps have been taken to start the transition process from the present system to the WHS. While some of these steps did not require any action from golf clubs, we feel that it is important that you are aware of the key stages we have been working to hard to achieve.

Transition Stages

Below are the stages that were set out to help golf clubs move from CONGU to the WHS:

- **Stage 1:** Transition from CDH to WHS database (W/C 5th October) ✓
- **Stage 2:** England Golf Platform for golf clubs (W/C 12th October) ✓
- **Stage 3:** England Golf Platform for golfers (W/C 19th October) ✓
- **Stage 4:** World Handicap System goes live (2nd November)

During the transition process, you will have received email communications from England Golf. It is important to read these emails carefully and also note the resources shared within the communications, as your Handicap Committee can use them as a handy reference point.

As a reminder, it is important to encourage your members to sign up to the England Golf WHS Platform **here**



WHS Resources

Here is a summary of all the WHS Resources contained within this toolkit

Click on the download buttons below to access the resources to help educate your members on the WHS

Asset	Download Link	Usage
What is the WHS: Poster	Download here	Print off this poster and place it around your golf club.
What is the WHS: Social Graphics	Download here	Post the social graphics on your club's social media channels.
Why has the WHS been created: Poster	Download here	Print off this poster and place it around your golf club.
Why has the WHS been created: Social Graphics	Download here	Post the social graphics on your club's social media channels.
How does the WHS work: Poster	Download here	Print off this poster and place it around your golf club.
How does the WHS work: Social Graphics	Download here	Post the social graphics on your club's social media channels.
Course Rating: Poster	Download here	Print off this poster and place it around your golf club.
Course Rating: Social Graphics	Download here	Post the social graphics on your club's social media channels.

WHS Resources

Here is a summary of all the WHS Resources contained within this toolkit

Click on the download buttons below to access the resources to help educate your members on the WHS

Asset	Download Link	Usage
Course Rating: Key Features Video from the R&A and USGA	Download here	Download this video and share on your social media channels or via member newsletters.
Slope Rating: Poster	Download here	Print off this poster and place it around your golf club.
Slope Rating: Social Graphics	Download here	Post the social graphics on your club's social media channels.
Slope Rating: Key Features Video from the R&A and USGA	Download here	Download this video and share on your social media channels or via member newsletters.
Course & Slope Rating: NEW Table Example	Download here	Download this resource as an example of a Course & Slope Rating table.
Handicap Index: Poster	Download here	Print off this poster and place it around your golf club.
Handicap Index: Social Graphics	Download here	Post the social graphics on your club's social media channels.
Handicap Index: Key Features Video from the R&A and USGA	Download here	Download this video and share on your social media channels or via member newsletters.

WHS Resources

Here is a summary of all the WHS Resources contained within this toolkit

Click on the download buttons below to access the resources to help educate your members on the WHS

Asset	Download Link	Usage
Course Handicap: Poster	Download here	Print off this poster and place it around your golf club.
Course Handicap: Social Graphics	Download here	Post the social graphics on your club's social media channels.
Course Handicap: Key Features Video from the R&A and USGA	Download here	Download this video and share on your social media channels or via member newsletters.
Easy As HCP: Poster	Download here	Print off this poster and place it around your golf club.
Easy As HCP: Social Graphics	Download here	Post the social graphics on your club's social media channels.
Playing Handicap: Poster	Download here	Print off this poster and place it around your golf club.
Playing Handicap: Social Graphics	Download here	Post the social graphics on your club's social media channels.
Playing Handicap: Key Features Video from the R&A and USGA	Download here	Download this video and share on your social media channels or via member newsletters.

WHS Resources

Here is a summary of all the WHS Resources contained within this toolkit

Click on the download buttons below to access the resources to help educate your members on the WHS

Asset	Download Link	Usage
Playing Handicap: NEW Mandatory Allowances Table	Download here	For Handicap Committee use only, do not share with golfers.
General Play & Competition Rounds: Poster	Download here	Print off this poster and place it around your golf club.
General Play & Competition Rounds: Social Graphics	Download here	Post the social graphics on your club's social media channels.
General Play & Competition Rounds: Authorised Formats of Play Table	Download here	For Handicap Committee use only, do not share with golfers.
Handicap Committee: WHS Toolkit Checklist	Download here	Print off this checklist and use it as a handy reference point for your committee members.
Handicap Committee: Roles & Responsibilities	Download here	Print off this document as a handy reference point for your committee members.

Additional WHS Resources

Here are some additional resources you may also find useful in educating your members

Click on the download buttons below to access the resources to help educate your members on the WHS

Asset	Download Link	Usage
TV Screen Graphics	Download here	Use these graphics, which are versions of the educational posters, to communicate the key features of the WHS on any TV screens at your club.
Members Presentation	Download here	Use this presentation for an in-depth look into all the key features of the WHS.
Know the Score Logo	Download here	Use this within club communications materials, newsletters etc.
Bring Your 8 Game Logo	Download here	Use this within club communications materials, newsletters etc when talking about Handicap Index.
Easy As HCP Logo	Download here	Use this within club communications materials, newsletters etc when talking about Course Handicap.
WHS Gurus: NEW Poster	Download here	Print off this poster and place it around your golf club.
WHS Gurus: NEW Social Graphics	Download here	Post the social graphics on your club's social media channels.
WHS Challenge: NEW Poster	Download here	Print off this poster and place it around your golf club.
WHS Challenge: NEW Social Graphics	Download here	Post the social graphics on your club's social media channels.

Additional WHS Resources

Here are some additional resources you may also find useful in educating your members

Click on the download buttons below to access the resources to help educate your members on the WHS

Asset	Download Link	Usage
Digital Versions of Rules of Handicapping	Download here	Print off this document as a handy reference point for your committee members.
Players Guide	Download here	Print off this document as a handy reference point for your committee members.
CONGU Interpretations	Download here	Print off this document as a handy reference point for your committee members.



ENGLAND
GOLF

KNOW
— THE —
SCORE



APPENDIX

Glossary of Terms

A glossary of all key terms about the WHS is available for golf clubs to download.

The glossary will act as a useful way of educating golfers on terminology. Golf clubs will be able to circulate this document to all their members electronically and by placing hard copies around the club.



For example, some of the key terms to know about the WHS are:

Handicap Index

A Handicap Index is a number that represents a player's ability and can be taken and played with on any golf course around the world. It is calculated from the best eight rounds from a player's last 20 scores.

Course Handicap

A Course Handicap is the number of strokes a player will receive for a specific set of tees on the golf course being played.

Playing Handicap

A Playing Handicap represents the total number of strokes a player will receive when they play with or against other players, depending on the format of play and the handicap allowance.

Course Rating

The Course Rating is the measure of playing difficulty from a set of tees when played by a scratch golfer.

Slope Rating

The Slope Rating is the number which indicates the relative playing difficulty of a course for bogey golfers, compared to scratch golfers. It is the difficulty comparison between a bogey player and a scratch player from the same set of tees.

Appendix: Resources

Click on the download buttons below to access the resources to help educate your members on the WHS

Frequently Asked Questions (FAQs)

[Download here](#)



Suggested Use: Print off this document and share with Handicap Committee only.

Golfer's Frequently Asked Questions (FAQs)


[Download here](#)



Suggested Use: Print off this document and place it around your golf club.

Glossary of Terms

[Download here](#)



Suggested Use: Print off this document and place it around your golf club.

Frequently Asked Questions (FAQs)

Following all of the presentation and seminar feedback provided by golf club representatives, we have created a Frequently Asked Questions (FAQs) document, which will be essential for golf clubs to have access to and will prove extremely useful in the education of all golfers.

Golf clubs will be able to circulate this document to all their members via electronic communications, or place hard copies around the golf club.

Here are some of the most important FAQs:



Why is the new WHS being introduced?

There is one standard set of rules in golf, so it makes sense to unify the six different handicapping systems currently in operation. This will make the game more inclusive and equitable across the world.

When will current handicaps switch over to the WHS?

The WHS launch date has been set as Monday 2nd November 2020.

I'm new to golf: How do I obtain a Handicap Index?

Score cards totalling 54 holes need to be returned to the Handicap Committee (3x18 holes, 6x9 holes or a combination of both) before an initial Handicap Index can be awarded.

What is the maximum Course Handicap if the maximum Handicap Index is 54?

The Course Handicap will likely exceed 54.0 if playing a course with a slope rating of 114 or higher. There is no maximum Course Handicap.

Do I enter competitions using my Handicap Index or my Course Handicap?

Competition entry should be based on your Handicap Index. This will be clarified in the Terms of Competition.

When playing other courses can I submit a score card to my home club?

Yes – you can record all pre-registered scores that follow the rules of golf and are authorised formats of play.

Key Contact Details

If golfers wish to know more about the WHS, we advise they do not contact England Golf directly in the first instance as it may be difficult for our staff to answer each enquiry individually. We will publish all information online and via our other communication channels.

If you wish to download any of the WHS resources outlined in this toolkit directly from the England Golf website, please head to the dedicated [WHS page](#).

For more information on key contact details, you can also head to the [England Golf website](#).



Key Contact Details

The table below should be viewed as a guide to the best points of contact for any queries you might have:

HAVE A QUERY ON WHS?

1 Speak to your...

Club Handicap Committee

WHAT TO DO NEXT IF YOU REQUIRE MORE INFORMATION

2 Speak to your...

County
Handicap
Advisor



3 They will speak to a...

Regional
Handicap
Advisor



4 Query raised with...

England
Golf

For all information regarding the World Handicap System, please follow the England Golf social media channels listed below. We also encourage you to advise all members of these channels during your regular dialogue with them:



@EnglandGolf



@england.golf



@EnglandGolf



@englandgolftv





ENGLAND
GOLF

KNOW
— THE —
SCORE



THANK YOU