



## ACCESSING THE MEMBERS LOUNGE

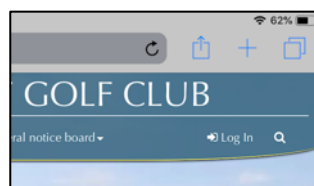


This exciting new development will provide you with access to everything you need know and do in order both to play golf socially or competitively at Brickhampton Court. Whether you are a new member or an old hand, it provides you with a personal hub to review your own golf performance, book into competitions, see tee times and look at what's on (including live competition results). You will also be able find playing partners, contact the committee and give us feedback.

### **Signing in for the first time (assumes that you have a HowDidIDo Account):**

You will need to register before you can use the website and its features. This is easy if you follow the following instructions.

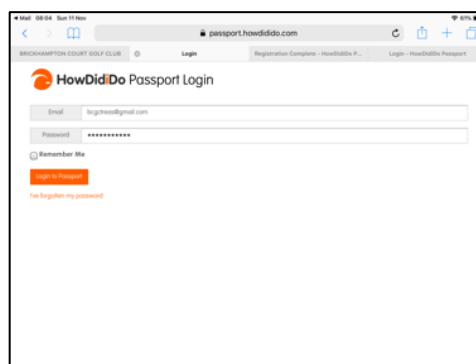
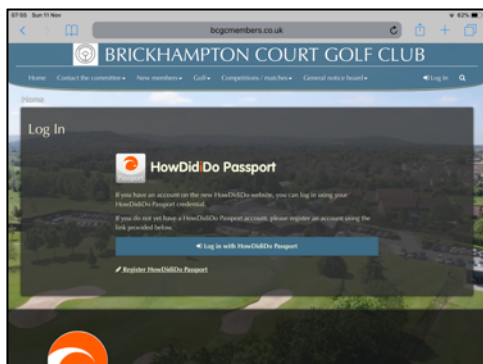
1. When you first try and enter the lounge you will see the screen above. The only buttons that work at this point are the *Contact the Committee* TAB so you can let us know if you have a problem or wish to make suggestions for improvement and the *Log In* button...



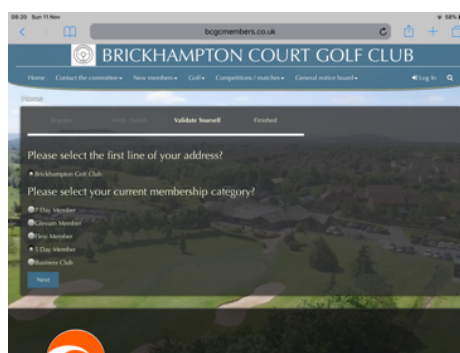
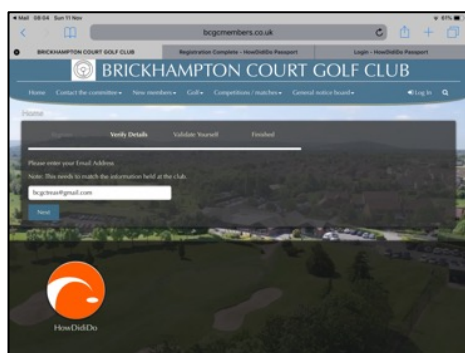
....situated at the top right hand corner of the screen.

Click on the **Log In** button and this will direct you to through the HowDidIDo Passport Login Screen.

- Click on the blue bar in the centre of the screen which says “Log in with HowDidiDo Passport” and enter the email address and password that you have registered. N.B. This is case sensitive and must match exactly what you have previously registered or your application will be rejected.


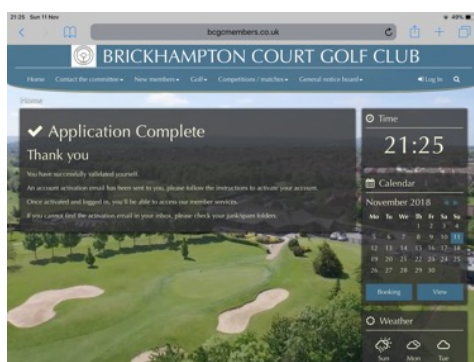


- If this is the first time that you have tried to enter the website, you will then be directed through a number of security screens in order to verify that you are a registered member of Brickhampton Court GC. You may need some or all of the following information:
  - Registered Email Address (needs to match the one held at the club)
  - Registered Address – always Brickhampton golf Club – **do not give any other reply**
  - Your membership class (7-day, 5-day, Flexi etc)



Tick the appropriate answers and press the blue “Next” button.

- The website will confirm that your application has been successful and will send you an email to confirm the validity of your e-mail address. Click on the **activate** button in the e mail and



Registration will be complete and you will be able to login and benefit from all the new features.

One of the new features is that you can send messages to other members of the Club. You may set your privacy setting and determine what other members can see from your personal hub once you have signed into the website; the default setting is Private.

We hope you find this easy to complete and please contact us using the ‘Contact the Committee button’ on the website or directly at the Club in the event that you do have any challenges with this.

Pete Whittall  
November 18<sup>th</sup> 2018