



Scottish
Golf

Scottish Golf

Initial Handicap Index Calculation

From Thursday 23rd October Scottish Golf started the World Handicap System (WHS) transition process of golfer handicaps as we move to implement the new WHS. The main part of this transition was the calculation of every current CONGU Handicap into a WHS Index and golfers may have noticed their projected handicap has changed several times over the last few days as we aligned the data from the two systems.

In performing the initial WHS Index calculation, Scottish Golf has only been able to use data currently available on the Central Database of Handicaps (CDH). This is historic data provided by golf clubs through their Independent Software Vendors (ISVs) and, unfortunately, we have no control over its accuracy. We have been entirely reliant on the quality of this data in order to generate an accurate WHS Index. While much of the data is very good, in some cases information is missing, incomplete, inaccurate, or unidentifiable. It is these discrepancies in the data that have caused the anomalies which some of you may have experienced over the last few days.

Please be assured that these issues are very short term. This initial calculation, which was agreed by CONGU (Scotland, England, Ireland, Wales and The R&A), will only be used to create an initial WHS Handicap Index and, as of 2nd November, all scores that are submitted will be calculated correctly under the new system using accurate course information for all courses in Scotland.

One of the central reasons for adopting the WHS was its greater responsiveness and more accurate reflection of a golfer's demonstrated ability. It is important that golfers trust the new system and once they start to submit scores, they will see adjustments based on their performance being made very quickly after 2nd November.

Finally, it is important to note that club handicap committees are empowered to adjust handicaps where discrepancies have occurred due to issues with the data available. This document provides a more in-depth explanation as to how we have dealt with the insufficient data in order to generate initial handicap values that are as accurate as possible and also aims to answer some of the additional questions that you or your members may have.

How was my Handicap Index calculated?

The calculation that has been used to create your Score differential Initial Handicap index is:

$$\text{Score Differential} = \text{Gross Differential} \times 113 / \text{Slope Rating}$$

The reason the Gross differential was used is that it is your Adjusted Gross score minus the Competition Scratch Score, this has ensured we have taken the CSS into consideration.

| Course Name | Home Club No. | Entry Type | Round No | Identifier | Gross Score | Gross Diff | Nett Score | Nett Diff | Par | Comp Scratch | Adj Gross |
|--------------------|---------------|------------|----------|------------|-------------|------------|------------|-----------|-----|--------------|-----------|
| Stirling Golf Club | 4105083 | s-score | 1 | QSH | | 4 | | 1 | 72 | 71 | |
| Stirling Golf Club | 4105083 | s-score | 1 | QSH | | 5 | | 2 | 72 | 71 | |
| Stirling Golf Club | 4105083 | p-score | 1 | QPH | | 18 | | 15 | 72 | 71 | |
| Stirling Golf Club | 4105083 | m-score | 1 | QMH | 74 | 3 | 71 | 0 | 71 | 71 | 74 |
| Stirling Golf Club | 4105083 | m-score | 1 | QMH | 80 | 9 | 77 | 6 | 71 | 71 | 80 |
| Stirling Golf Club | 4105083 | m-score | 1 | QMH | NR | 18 | NR | 15 | 71 | 71 | 89 |
| Stirling Golf Club | 4105083 | m-score | 1 | QMH | 72 | 1 | 69 | -2 | 71 | 71 | 72 |
| Stirling Golf Club | 4105083 | p-score | 1 | QPH | | 3 | | 0 | 72 | 71 | |
| Stirling Golf Club | 4105083 | s-score | 1 | QSH | | 5 | | 2 | 72 | 71 | |
| Stirling Golf Club | 4105083 | m-score | 1 | RMH | NR | 26 | NR | 23 | 71 | 71 | 97 |
| Stirling Golf Club | 4105083 | m-score | 1 | QMH | 79 | 8 | 76 | 5 | 71 | 71 | 79 |
| Stirling Golf Club | 4105083 | m-score | 1 | QMH | NR | 20 | NR | 17 | 71 | 71 | 91 |
| Stirling Golf Club | 4105083 | s-score | 1 | QSH | | 3 | | 0 | 72 | 71 | |
| Stirling Golf Club | 4105083 | m-score | 1 | QMH | 88 | -3 | 85 | -8 | 71 | 71 | 88 |
| Stirling Golf Club | 4105083 | m-score | 1 | QMH | 78 | 7 | 75 | 4 | 71 | 71 | 78 |
| Stirling Golf Club | 4105083 | m-score | 1 | QMH | 72 | 1 | 68 | -3 | 71 | 71 | 72 |
| Stirling Golf Club | 4105083 | m-score | 1 | QMH | 78 | 6 | 75 | 3 | 72 | 71 | 78 |
| Stirling Golf Club | 4105083 | s-score | 1 | QSH | | 6 | | 3 | 72 | 71 | |
| Stirling Golf Club | 4105083 | s-score | 1 | QSH | | 2 | | -2 | 72 | 71 | |

How did you apply my slope rating?

We have attempted, where possible, to align the course name in the CDH record to the course name in the WHS Course rating system

For each of the scores identified, we used the Gender and SSS to look up on the Course Rating database.

If nothing was found, we have stored the 125-default value against the scoring record.

Obviously, this has raised some clear issues, especially where a golf club may play over multiple courses, with multiple sets of tees, or when the course name uploaded by the golf club to the CDH cannot be matched. See some examples of this below.

| Course Name | Home Club No. | Entry Type | Round No | Identifier | Gross Score | Gross Diff | Nett Score | Nett Diff | Par | Comp Scratch | Adj Gross |
|--------------------|---------------|------------|----------|------------|-------------|------------|------------|-----------|-----|--------------|-----------|
| Stirling Golf Club | 105083 | s-score | 1 | QSH | | 4 | | 1 | 72 | 71 | |
| Stirling Golf Club | 105083 | s-score | 1 | QSH | | 5 | | 2 | 72 | 71 | |
| Stirling Golf Club | 105083 | p-score | 1 | QPH | | 18 | | 15 | 72 | 71 | |
| Stirling Golf Club | 105083 | m-score | 1 | QMH | 74 | 3 | 71 | 0 | 71 | 71 | 74 |
| Stirling Golf Club | 105083 | m-score | 1 | QMH | 80 | 9 | 77 | 6 | 71 | 71 | 80 |
| Stirling Golf Club | 105083 | m-score | 1 | QMH | NR | 18 | NR | 15 | 71 | 71 | 89 |
| Stirling Golf Club | 105083 | m-score | 1 | QMH | 72 | 1 | 69 | -2 | 71 | 71 | 72 |
| Stirling Golf Club | 105083 | p-score | 1 | QPH | | 3 | | 0 | 72 | 71 | |
| Stirling Golf Club | 105083 | s-score | 1 | QSH | | 5 | | 2 | 72 | 71 | |
| Stirling Golf Club | 105083 | m-score | 1 | RMH | NR | 26 | NR | 23 | 71 | 71 | 97 |
| Stirling Golf Club | 105083 | m-score | 1 | QMH | 79 | 8 | 76 | 5 | 71 | 71 | 79 |
| Stirling Golf Club | 105083 | m-score | 1 | QMH | NR | 20 | NR | 17 | 71 | 71 | 91 |
| Stirling Golf Club | 105083 | s-score | 1 | QSH | | 3 | | 0 | 72 | 71 | |
| Stirling Golf Club | 105083 | m-score | 1 | QMH | 88 | -3 | 85 | -8 | 71 | 71 | 88 |
| Stirling Golf Club | 105083 | m-score | 1 | QMH | 78 | 7 | 75 | 4 | 71 | 71 | 78 |
| Stirling Golf Club | 105083 | m-score | 1 | QMH | 72 | 1 | 68 | -3 | 71 | 71 | 72 |
| Stirling Golf Club | 105083 | m-score | 1 | QMH | 78 | 6 | 75 | 3 | 72 | 71 | 78 |
| Stirling Golf Club | 105083 | s-score | 1 | QSH | | 6 | | 3 | 72 | 71 | |
| Stirling Golf Club | 105083 | s-score | 1 | QSH | | 2 | | -2 | 72 | 71 | |

Data can be mapped exactly to the WHS course rating system, the current course name matches the current WHS course rating system.

| Course Name | Home Club No. | Entry Type | Round No | Identifier | Gross Score | Gross Diff | Nett Score | Nett Diff | Par | Comp Scratch | Adj Gross |
|--------------------------|---------------|-------------|----------|------------|-------------|------------|------------|-----------|-----|--------------|-----------|
| Regulus Ladies Golf Club | 05927 | S Score | 1 | Q9H | 33 | | 5 | 33 | n/a | | |
| Regulus Ladies Golf Club | 05927 | S Score | 1 | Q9H | 20 | | -4 | 33 | n/a | | |
| | | Award Entry | | HBF | | | | | | | |
| Regulus Ladies Golf Club | 05927 | M Score | 1 | SMH | 104 | 37 | 80 | 13 | 87 | 104 | |
| Regulus Ladies Golf Club | 05927 | M Score | 1 | SMH | 87 | 20 | 60 | -7 | 87 | 87 | |
| | | Other Entry | | CHR | | | | | | | |
| | | Award Entry | | HBF | | | | | | | |
| Regulus Ladies Golf Club | 05927 | M Score | 1 | QMH | 106 | 39 | 79 | 12 | 87 | 106 | |
| Regulus Ladies Golf Club | 05927 | M Score | 1 | SMH | 100 | 32 | 73 | 5 | 87 | 99 | |
| Regulus Ladies Golf Club | 05927 | S Score | 1 | Q9H | 44 | | 18 | 33 | n/a | | |
| Regulus Ladies Golf Club | 05927 | M Score | 1 | SMH | 102 | 35 | 76 | 9 | 87 | 102 | |
| | | Award Entry | | HBF | | | | | | | |
| Regulus Ladies Golf Club | 05927 | M Score | 1 | SMH | 113 | 39 | 87 | 13 | 72 | 111 | |
| Regulus Ladies Golf Club | 05927 | M Score | 1 | SMH | 101 | 31 | 75 | 5 | 87 | 98 | |
| Regulus Ladies Golf Club | 05927 | M Score | 1 | SMH | NR | 63 | NR | 37 | 67 | NR | |
| Regulus Ladies Golf Club | 05927 | M Score | 1 | QMH | 95 | 29 | 69 | 3 | 65 | 95 | |
| Regulus Ladies Golf Club | 05927 | S Score | 1 | Q9H | 28 | | -1 | 54 | 66 | | |
| | | Award Entry | | HBF | | | | | | | |
| Regulus Ladies Golf Club | 05927 | M Score | 1 | QZH | 111 | 40 | 85 | 14 | 89 | 109 | |
| Regulus Ladies Golf Club | 05927 | M Score | 1 | QZH | 106 | 37 | 80 | 11 | 87 | 104 | |
| Regulus Ladies Golf Club | 05927 | M Score | 1 | QSS | 96 | 27 | 70 | 1 | 87 | 94 | |
| Regulus Ladies Golf Club | 05927 | S Score | 1 | Q9H | 27 | | 1 | 54 | 66 | | |
| Regulus Ladies Golf Club | 05927 | S Score | 1 | Q9H | 28 | | 0 | 54 | 66 | | |
| Regulus Ladies Golf Club | 05927 | M Score | 1 | QSS | 107 | 40 | 81 | 14 | 87 | 107 | |
| Regulus Ladies Golf Club | 05927 | M Score | 1 | QSS | 97 | 30 | 71 | 4 | 87 | 97 | |
| | | Award Entry | | HBF | | | | | | | |

These 3 examples are of golf clubs where the data may not be accurately mappable because the historic CDH record gives no indication as to which course the competitions were played over therefore making it impossible to automatically match the course information. We have tried to map to this data where possible but in some instances the default slope 125 has had to be used.

| Course Name | Home Club No. | Entry Type | Round No | Identifier | Gross Score | Gross Diff | Nett Score | Nett Diff | Par | Comp Scratch | Adj Gross |
|-------------------------|---------------|------------|----------|------------|-------------|------------|------------|-----------|-----|--------------|-----------|
| Ayr Belleisle Golf Club | 000312 | s-score | 1 | QSH | NR | -2 | NR | -6 | 69 | 69 | NR |
| Ayr Belleisle Golf Club | 000312 | m-score | 1 | QMH | NR | 40 | NR | 36 | 69 | 69 | NR |
| Ayr Belleisle Golf Club | 000312 | m-score | 1 | QMH | 77 | 8 | 73 | 4 | 69 | 77 | |
| Ayr Belleisle Golf Club | 000312 | s-score | 1 | QSH | 6 | | 2 | 69 | 69 | | |
| Ayr Belleisle Golf Club | 000312 | s-score | 1 | QSH | 6 | | 2 | 69 | 70 | | |
| Ayr Belleisle Golf Club | 000312 | m-score | 1 | QMH | NR | 39 | NR | 36 | 71 | NR | |
| Ayr Belleisle Golf Club | 000312 | m-score | 1 | QMH | NR | 14 | NR | 11 | 72 | 86 | |
| Ayr Belleisle Golf Club | 000312 | m-score | 1 | QMH | 75 | 3 | 72 | 0 | 72 | 75 | |
| Ayr Belleisle Golf Club | 000312 | p-score | 1 | QPH | 20 | | 17 | 71 | 72 | | |
| Ayr Belleisle Golf Club | 000312 | p-score | 1 | QPH | 6 | | 3 | 71 | 71 | | |
| Ayr Belleisle Golf Club | 000312 | m-score | 1 | QMH | 78 | 6 | 75 | 3 | 72 | 78 | |
| Dunaverty Golf Club | 000312 | m-score | 1 | QMA | NR | 9 | NR | 6 | 63 | NR | |
| Ayr Belleisle Golf Club | 000312 | m-score | 1 | QMH | 70 | -2 | 67 | -5 | 72 | 70 | |
| Ayr Belleisle Golf Club | 000312 | m-score | 1 | QMH | 78 | 6 | 75 | 3 | 71 | 77 | |
| Ayr Belleisle Golf Club | 000312 | m-score | 1 | QMH | 74 | 3 | 71 | 0 | 71 | 74 | |
| Ayr Belleisle Golf Club | 000312 | m-score | 1 | QMH | 72 | 1 | 68 | -3 | 71 | 72 | |
| Ayr Belleisle Golf Club | 000312 | m-score | 1 | QMH | 73 | 6 | 70 | 3 | 67 | 73 | |
| Ayr Belleisle Golf Club | 000312 | m-score | 1 | QMH | 72 | 6 | 69 | 3 | 66 | 72 | |
| Ayr Belleisle Golf Club | 000312 | m-score | 1 | QMH | NR | 15 | NR | 12 | 72 | 87 | |
| Ayr Belleisle Golf Club | 000312 | m-score | 1 | NMH | 74 | 2 | 71 | -1 | n/a | 74 | |

| Course Name | Home Club No. | Entry Type | Round No | Identifier | Gross Score | Gross Diff | Nett Score | Nett Diff | Par | Comp Scratch | Adj Gross |
|---|---------------|------------|----------|------------|-------------|------------|------------|-----------|-----|--------------|-----------|
| St Andrews Golf Club | 104988 | m-score | 1 | QMH | 84 | 7 | 78 | 1 | 76 | 83 | |
| Royal & Ancient Golf Club of St Andrews | 104988 | m-score | 1 | QMA | 79 | 7 | 73 | 1 | 72 | 79 | |
| St Andrews Golf Club | 104988 | s-score | 1 | QSH | | 13 | | 7 | 72 | 72 | |
| St Andrews Golf Club | 104988 | m-score | 1 | QMH | NR | 23 | NR | 17 | 74 | NR | |
| St Andrews Golf Club | 104988 | m-score | 1 | QMH | 85 | 10 | 79 | 4 | 75 | 85 | |
| St Andrews Golf Club | 104988 | m-score | 1 | QMH | 85 | 11 | 79 | 5 | 73 | 84 | |
| St Andrews Golf Club | 104988 | m-score | 1 | QMH | 84 | 10 | 78 | 4 | 74 | 84 | |
| St Andrews Golf Club | 104988 | m-score | 1 | QMH | 84 | 11 | 79 | 6 | 73 | 84 | |
| St Andrews Golf Club | 104988 | m-score | 1 | QMH | NR | 12 | NR | 7 | 71 | 83 | |
| St Andrews Golf Club | 104988 | m-score | 1 | RMH | 89 | 12 | 84 | 7 | 76 | 88 | |
| St Andrews Golf Club | 104988 | m-score | 1 | QMH | 76 | 4 | 70 | -2 | 72 | 76 | |
| St Andrews Golf Club | 104988 | m-score | 1 | QMH | 78 | 6 | 72 | 0 | 72 | 78 | |
| St Andrews Golf Club | 104988 | m-score | 1 | QMH | 83 | 9 | 77 | 3 | 74 | 83 | |
| St Andrews Golf Club | 104988 | m-score | 1 | RMH | 89 | 12 | 84 | 7 | 76 | 88 | |

| Hcp_UploadClub | Number | Hcp_CompID |
|----------------|---------|--------------|
| 4100813 | 4100813 | 1000070 6746 |
| 4105451 | 4100813 | 1000070 7851 |
| 4105451 | 4100813 | 1000070 7850 |
| 4105451 | 4100813 | 1000070 7813 |
| 4105451 | 4100813 | 1000070 7711 |
| 4105451 | 4100813 | 1000070 7680 |
| 4105451 | 4100813 | 1000070 7673 |
| 4105451 | 4100813 | 1000070 7666 |
| 4105451 | 4100813 | 1000070 7393 |
| 4105451 | 4100813 | 1000070 7310 |
| 4105451 | 4100813 | 1000070 7297 |
| 4105451 | 4100813 | 1000070 7155 |
| 4100813 | 4100813 | 1000070 6480 |
| 4100813 | 4100813 | 1000070 7024 |
| 4100813 | 4100813 | 1000070 6468 |
| 4105451 | 4100813 | 1000070 7029 |
| 4105451 | 4100813 | 1000070 6978 |
| 4105451 | 4100813 | 1000070 6912 |
| 4100813 | 4100813 | 1000070 6417 |

Also, on some occasions the upload course ID and the comp ID do not match so the exact course cannot be matched

What scores have been used for my initial Handicap Index calculation?

Where possible, we have looked to include all scores on a player's record. Scores from Home, Away, Open and Supplementary rounds have been added, so long as the data on the CDH was transferrable and had the necessary Gross differential needed for the above calculation.

Scores from the below identifiers have been used if the data was useable and a gross differential was available.

'QSH', 'QSA', 'QMH', 'QMA', 'RSH', 'RSA', 'RMA', 'RMH', 'Q9H', 'Q9A', 'R9H', 'R9A', 'QSO', 'QMO', 'RSO', 'RMO', 'Q9O', 'R9O', 'SMH', 'SMA', 'SSM', 'SSA'

| Course Name | Home Club No. | Entry Type | Round No | Identifier | Gross Score | Gross Diff | Nett Score | Nett Diff | Par | Comp Scratch | Adj Gross |
|--------------------|---------------|------------|----------|------------|-------------|------------|------------|-----------|-----|--------------|-----------|
| Stirling Golf Club | 4105083 | s-score | 1 | QSH | 4 | | 1 | 72 | 71 | | |
| Stirling Golf Club | 4105083 | s-score | 1 | QSH | 5 | | 2 | 72 | 71 | | |
| Stirling Golf Club | 4105083 | p-score | 1 | QPH | 18 | | 15 | 72 | 71 | | |
| Stirling Golf Club | 4105083 | m-score | 1 | QMH | 74 | 3 | 71 | 0 | 71 | 74 | |
| Stirling Golf Club | 4105083 | m-score | 1 | QMH | 80 | 9 | 77 | 6 | 71 | 80 | |
| Stirling Golf Club | 4105083 | m-score | 1 | QMH | NR | 18 | NR | 15 | 71 | 89 | |
| Stirling Golf Club | 4105083 | m-score | 1 | QMH | 72 | 1 | 69 | -2 | 71 | 72 | |
| Stirling Golf Club | 4105083 | p-score | 1 | QPH | 3 | | 0 | 72 | 71 | | |
| Stirling Golf Club | 4105083 | s-score | 1 | QSH | 5 | | 2 | 72 | 71 | | |
| Stirling Golf Club | 4105083 | m-score | 1 | RMH | NR | 28 | NR | 23 | 71 | 97 | |
| Stirling Golf Club | 4105083 | m-score | 1 | QMH | 79 | 8 | 76 | 5 | 71 | 79 | |
| Stirling Golf Club | 4105083 | m-score | 1 | QMH | NR | 20 | NR | 17 | 71 | 91 | |
| Stirling Golf Club | 4105083 | s-score | 1 | QSH | 3 | | 0 | 72 | 71 | | |
| Stirling Golf Club | 4105083 | m-score | 1 | QMH | 88 | -3 | 85 | -8 | 71 | 88 | |
| Stirling Golf Club | 4105083 | m-score | 1 | QMH | 78 | 7 | 75 | 4 | 71 | 78 | |
| Stirling Golf Club | 4105083 | m-score | 1 | QMH | 72 | 1 | 68 | -3 | 71 | 72 | |
| Stirling Golf Club | 4105083 | m-score | 1 | QMH | 78 | 6 | 75 | 3 | 72 | 78 | |
| Stirling Golf Club | 4105083 | s-score | 1 | QSH | 6 | | 3 | 72 | 71 | | |
| Stirling Golf Club | 4105083 | s-score | 1 | QSH | 2 | | -2 | 72 | 71 | | |

Some scores have not been able to be used in the transition.

Some NR and Supplementary Scores (S9M & S9A) submitted from 9-hole scores have also not always been able to be submitted if the gross differential was inaccurate or missing.

| | | | | | | | | | | | | | | | | | |
|------------|------------|---------------------|-------------------------|--------------------|----|-----|-----|---|--|--|----|----|----|------|------|-----|---|
| 14/08/2018 | 14/08/2018 | Handicap Restored | | | | PHR | | | | | | | | 0.0 | 10.0 | 10 | |
| 23/07/2018 | 23/07/2018 | Supplementary Score | | | | S9H | | | | | | | | 0.1 | 6.3 | 6 | |
| 16/07/2018 | 16/07/2018 | Supplementary Score | | | | S9H | | | | | | | | -0.2 | 6.2 | 6 | |
| 12/07/2018 | 12/07/2018 | Supplementary Score | | | | S9H | | | | | | | | 0.1 | 6.4 | 6 | |
| 03/07/2018 | 03/07/2018 | Supplementary Score | | | | S9H | | | | | | | | 0.1 | 6.3 | 6 | |
| 28/06/2018 | 28/06/2018 | Supplementary Score | | | | S9H | | | | | | | | 0.1 | 6.2 | 6 | |
| 16/05/2015 | 16/05/2015 | 1 | Briggs Cup (Stableford) | Kibworth Golf Club | 71 | 71 | QSH | 6 | | | 30 | 71 | 12 | 6 | 0.1 | 6.1 | 6 |

There are duplicate scores on my record, have they been included?

Yes, unfortunately there is no way of identifying on the CDH if a score is a duplicate or not. If your club have uploaded a record twice, then it will have counted, and all duplicate scores will be on your record. See below same score edited and uploaded 3 times. Will appear on a player's WHS index record.

| | | | | | | | | | | | | | | | | |
|------------------------------|--------------------------|---------|-------------|---|-----|----|----|----|----|-----|----|--|--|--|--|--|
| Sen. Sam McGinn Autumn Meetg | The Kilmacollm Golf Club | 4102987 | s-score | 1 | QSH | | 19 | | 4 | 89 | 88 | | | | | |
| Sen. Sam McGinn Autumn Meetg | The Kilmacollm Golf Club | 4102987 | s-score | 1 | QSH | | 20 | | 5 | 89 | 88 | | | | | |
| Gents Monthly Medal | | 4102987 | m-score | 1 | QMH | NR | 27 | NR | 13 | 89 | 88 | | | | | |
| Gents Monthly Medal | | 4102987 | m-score | 1 | QMH | NR | 27 | NR | 13 | 89 | 88 | | | | | |
| Gents Monthly Medal | | 4102987 | m-score | 1 | QPH | NR | 24 | NR | 10 | 72 | 88 | | | | | |
| Gents Monthly Medal | | 4102987 | m-score | 1 | NMH | 88 | 19 | 74 | 5 | n/a | 88 | | | | | |
| Handicap Brought Forward | | 4102987 | award-entry | | HBF | | | | | | | | | | | |
| Gents Monthly Medal | | 4102987 | m-score | 1 | NMH | 88 | 19 | 74 | 5 | n/a | 88 | | | | | |
| Handicap Brought Forward | | 4102987 | award-entry | | HRF | | | | | | | | | | | |

Note: A golf club will be able to apply and adjustment to a player record if these scores are impacting the initial handicap index.

Did you use my golf club record for the initial handicap index?

No, we used the Scottish Golf CDH database, all scores should have been uploaded to this database. If scores have not been uploaded, they could not be used.

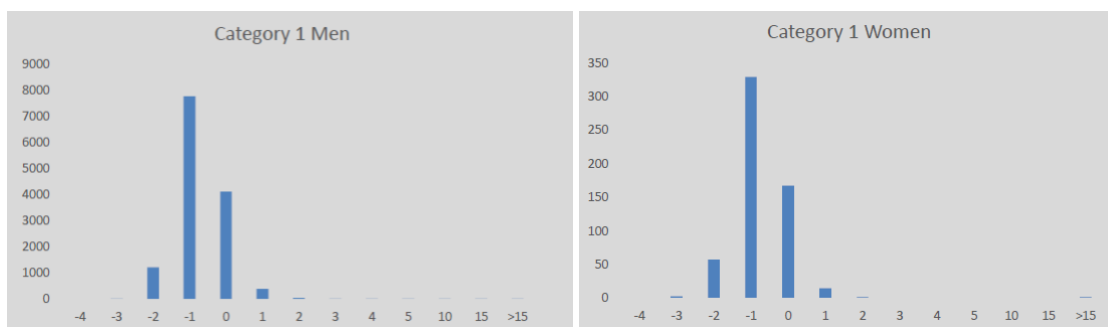
I do not have any scores will I get a WHS handicap index?

Yes, if you have a current handicap on your record whether active or inactive you will receive a WHS index, it will match what you currently have on your record.

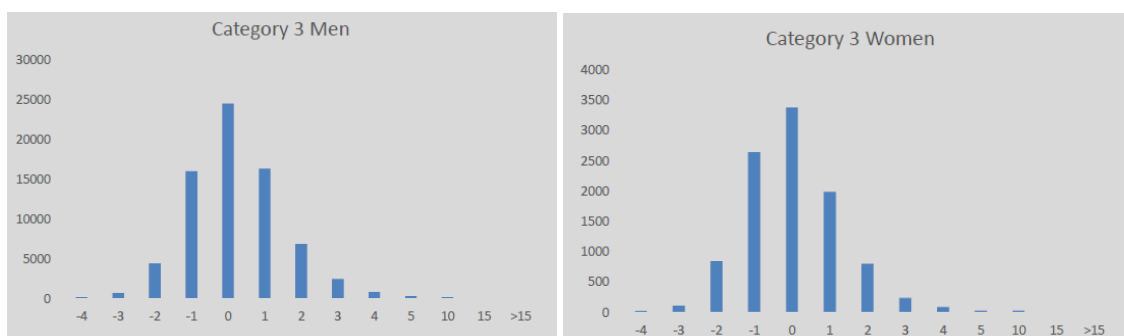
My scores seem accurate, but my handicap index has moved up or down quite a lot, why is this?

This is because the nature of the WHS system and the fact we are using actual scores to calculate the average of your best 8 scores out of the last 20. The Handicap Index has also been de-sloped using the course information. It depends on how good/bad your last 20 scores were and how many scores you have on your record. It will be a better reflection of your demonstrated ability.

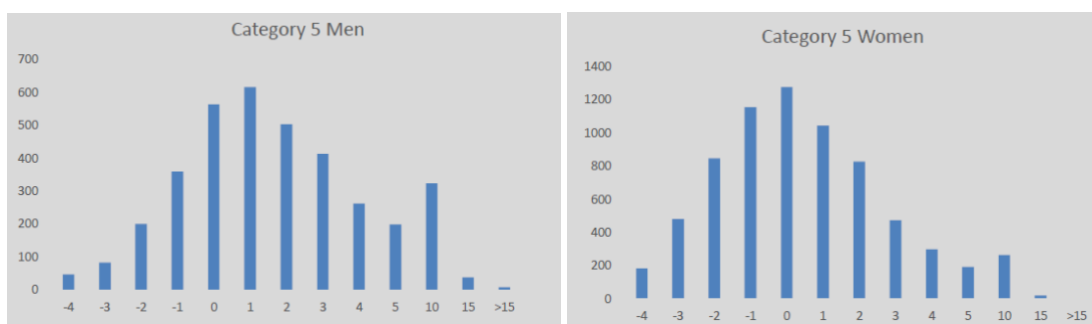
During testing, the lower your current handicap, the less movement there was.



Cat 1 players did not see a big change to their current handicap, potentially 1 to 2 shots.



Cat 3 players saw a bigger variance to the current handicap index maybe up to 4/5 shots



Cat 5 players saw the biggest variance up to 15 shots difference from their current handicap.

It looks like there is a score missing from my records. Can it be added?

Only the data that was uploaded to the CDH database before the 26th October has been used for the initial Handicap Calculation, if you have a record on your club software but not on your CDH record then this has not been used and cant be added. We have tried to use as many scores as possible but in some cases the data that was uploaded to the CDH was not usable and had to be omitted from the calculation. Once you start submitting scores you will notice that your handicap aligns quickly to your demonstrated ability.

I am not happy with my Handicap Index can you please adjust it?

The golf club will have the functionality to apply an adjustment but this should only be done if the calculation is incorrect. The Handicap Index has taken your scores and calculated them into a score differential which is reflective of your demonstrated ability, the best 8 of these from you last 20 have then be used to calculate you Handicap Index. While it may look different you need to remember that a course handicap will be calculated before playing from any set of tees. Trust the system and start submitting scores and you will see how your handicap index changes with these scores and will align to your demonstrated ability.

I have a CONGU handicap but have not been awarded a WHS index.

Only golfers who have a current CDH record have been awarded a WHS index. We can set you up with a CDH number and get a handicap index awarded after submitting scores from 54 holes. The golf club may not have correctly set up a CDH number after issuing a handicap.

Final Thoughts

- **A significant number of handicaps will transition with little or no issues.**
- **There are clearly some which will demand consideration from the Handicap Committee because of issues with the data.**
- **No doubt applying a Cap of 5 shots will cover up some of the larger increases**
- **Some players will see quite a significant change especially if they have been serious decliners or improvers recently.**
- **Not all data has been able to be used during transition.**
- **Where possible we have match course information but if not possible the average GB&I slope of 125 has been used.**
- **This is a transition period; from 2 November the new World Handicap System will work exactly as expected and will apply the correct course information to all future applicable scores.**
- **We will ensure the integrity of the data in the new World Handicap System moving forward but have been unable to fully do so using historic data where insufficient information was uploaded.**

To find out more about WHS in Scotland, please visit our website:

<https://scottishgolf.org/handicapping-homepage/>