



Welcome to  
**WHITELEAF GOLF CLUB**  
The chilterns hidden golfing gem  
Official Brochure







## Contents

- 5. Golf at Whiteleaf
- 9. Membership and visitors
- 11. Societies & Corporate
- 15. Ladies Section
- 17. History
- 21. About Course
- 23. Course Tour
- 33. Pro Shop
- 37. Tuition
- 39. Custom Fitting
- 41. Open Competitions
- 43. Functions & Events at Whiteleaf
- 45. Reciprocal Golf
- 47. The Clubhouse
- 49. How to Find Us
- 51. Contact





## Golf at Whiteleaf

Set in the heart of the beautiful Chilterns, just outside Princes Risborough, Whiteleaf Golf Club has provided both members and visitors a world of character, inspiration and natural beauty since its founding in 1907. The undulating course is in superb condition year round - we doubt you will find anything superior throughout Buckinghamshire. Measuring 5388 yards for 18 holes from the white tees, the course provides a superb challenge to both the seasoned low handicap golfer and those new to the game. As well as offering a demanding but enjoyable course, Whiteleaf also has a long history of successfully hosting golf societies, private functions, lunches, golf days, conferences and events. We provide everything that a golfer would expect at a well-established club. The Pro Shop stocks a full range of equipment and clothing while expert tuition and extensive practice areas offer the opportunity to work on your game and lower your handicap. Our traditional clubhouse offers a relaxed atmosphere in tune with the needs of all visitors to the club. The staff offer a warm welcome and our catering is regarded as amongst the best in the region. We have a large and thriving membership which includes a growing, enthusiastic and friendly ladies section (see ladies section page). There are presently approximately 330 members, made up by 245 males and 85 ladies, so come and see what makes us special. You are guaranteed a warm welcome and our friendly staff will ensure your visit is a memorable one.





## NO TIME TO PLAY GOLF? THINK AGAIN!



OUR UNIQUE COURSE LAYOUT ALLOWS YOU TO PLAY 18,9,6, OR EVEN  
3 HOLE ROUNDS ALL RETURNING TO OUR CLUBHOUSE.  
6 HOLES AND A QUICK DRINK AT THE BAR POSSIBLE IN 1.5 HOURS!  
9 HOLES + DRINK, 2 HOURS.

SO DON'T THINK GOLF IS AN ALL DAY MARATHON WHICH YOU  
DON'T HAVE TIME FOR.

COME AND JOIN THE GROWING NUMBER OF GOLFERS PLAYING  
SHORT ROUND GOLF AT WHITELEAF. YOU WILL BE SURPRISED AT  
THE SUPERB QUALITY OF OUR COURSE AND THE LOW COST MEMBERSHIPS  
AND GREEN FEES ON OFFER.

FOR FULL DETAILS AND BOOKINGS CALL OUR TEAM ON 01844 274058 OR VISIT  
[WWW.WHITELEAFGOLFCLUB.CO.UK](http://WWW.WHITELEAFGOLFCLUB.CO.UK).



## Membership & Visitors

Whiteleaf Golf Club represents fantastic value for money through a variety of membership categories and green fees that suit all ages and standards.

The process of joining is simple and you can choose from a range of membership packages to suit your lifestyle and budget with some membership fees able to be paid by instalments.

Our membership is incredibly broad in terms of age, golfing experience, cultural background and occupation. Whether you are male, female, young or old, new to golf, or a scratch player, everyone is welcome as a member. Our seven-day memberships allows unlimited use of the course and our clubhouse, the opportunity to enter club competitions and the chance to maintain an official handicap, while our seven day restricted membership is opportune for those not wishing to play throughout the week.

Our recently introduced flex membership offers a great introduction to whiteleaf with prices as little as £230 for a 12 month limited rounds package.\*\*

We recognise the future of our great game is in the hands of our junior golfers and offer vastly discounted membership rates to younger players and full-time students, with even more attractive rates on offer for those aged under 18.

We also offer special rates to emergency services, police, serving armed forces, and teachers. Beginner players will also find we represent an ideal choice, with an Academy membership option available as well as excellent facilities and our talented PGA-qualified teaching team always on hand to offer instructions and support.

We also offer discounted rates for Country membership and, if two or more adults in the same family join as full or seven day restricted members, then any child in that family will receive free membership.

### **Benefits of membership are extensive and include:**

- 9 outstanding holes providing a wonderful test of golf
- Full use of clubhouse facilities
- An Official Handicap
- Entry to county competitions
- Entry to club competitions
- The opportunity to play other clubs through reciprocal arrangements
- Well-stocked Pro Shop for all your golfing needs
- PGA Professionals offering expert advice
- Trolley hire
- Expert green keeping team
- Friendly bar with long opening hours
- Varied social functions throughout the year
- Superb catering facilities.

\*\* 2019 price only terms and conditions apply price does not include England Golf, BB&O affiliation fee and insurance. The current annual fees can be viewed on our website, [www.whiteleafgolfclub.co.uk](http://www.whiteleafgolfclub.co.uk), but if you would like to speak to a member of staff or for an application form call us on 01844 274058.





## Societies and Corporate Partnerships



Golf societies are always assured of a warm welcome at Whiteleaf Golf Club. We pride ourselves on the care and attention we give to ensure your day runs smoothly. Nothing is too much trouble and we would be delighted to help you build your own itinerary to create a golf day agenda unique to your group.

We can provide everything you need to make sure your day is a success, including nearest the pin and longest drive markers. If you are looking for prizes, then look no further than our well-stocked Pro Shop.

Prices start from as little as £19.00 for 18 holes and a freshly brewed coffee and tasty bacon roll. We offer a range of golfing packages to suit your requirements for any size of gathering, from a small group of friends or select guests to a large corporate outing, we have a range of options to choose from.

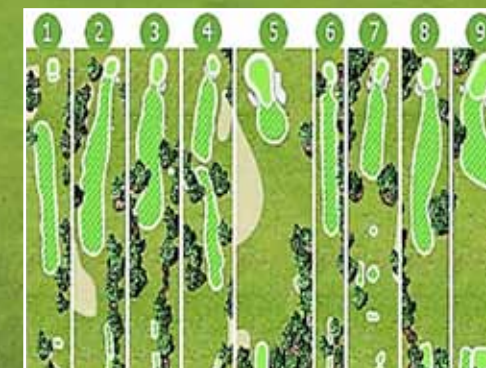
Your guests may play a choice of 18, 27 or 36 holes accompanied by breakfast, 1 course, 2 course or 3 course meal. These packages can be adapted to specific requirements, with very reasonable and highly competitive prices and we guarantee you and your group a day to remember.

For more information or to book a society day please call 01844 274058.



## Societies and Corporate Partnerships

	Yrds	Par	SI	Yrds	Par	SI	Yrds	Par	SI
1	436	4	7	457	4	7	426	4	5
2	320	4	11	327	4	11	314	4	7
3	283	4	17	297	4	17	248	4	13
4	412	4	1	419	4	1	398	5	1
5	157	3	13	161	3	13	117	3	17
6	341	4	3	347	4	3	298	4	3
7	295	4	15	312	4	15	266	4	9
8	235	3	5	240	3	5	229	4	15
9	165	3	9	170	3	9	165	3	11
OUT	2644	33	-	2730	33	-	2461	35	-
10	436	4	8	449	4	8	426	4	6
11	320	4	12	327	4	12	314	4	8
12	283	4	18	285	4	18	248	4	14
13	412	4	2	419	4	2	398	5	2
14	127	3	14	141	3	14	117	3	18
15	305	4	4	315	4	4	298	4	4
16	295	4	16	312	4	16	266	4	10
17	235	3	6	240	3	6	229	4	16
18	165	3	10	170	3	10	165	3	12
IN	2578	33	-	2658	33	-	2461	35	-
TOT	5222	66	-	5388	66	-	4922	70	-
SSS	-	66	-	-	67	-	-	69	-







## Ladies Golf at Whiteleaf

***"As a golfer joining a new club, I have found the Whiteleaf lady members both welcoming and friendly."***

**Margaret Taylor**

There is an active and friendly Ladies' section at Whiteleaf Golf Club with 61 playing members. New lady visitors are always made very welcome.

Ladies' medal and stableford competitions are played on Tuesdays, but for working ladies or those with busy lives, these can also be played at weekends. Throughout the year there are several Competition Days which involve 9 or 18 holes of golf, followed by a lunch and prize giving.

There is a full calendar of home and away League and Friendly matches against other clubs in the area, as well as several social events within the year.

We have a regular Thursday morning roll-up when ladies can meet up to play some golf followed by a coffee or light lunch. Monday afternoons provide an opportunity for new and academy members to join existing lady members to play the course; practise their golf; acquire their handicap and make new friends.

For ladies who are interested in taking up golf, our Professional Michael Piercy runs Ladies' Taster Sessions throughout the year. Contact the Pro Shop for more information.

***"As an Academy member I was allocated a 'Buddy' who would meet with me and offer to take me on the course while helping me to attain a handicap. I was amazed how friendly everyone was. Joining Whiteleaf has provided me with new friends but also a wealth of hints and tips passed on by experienced players. I would wholeheartedly recommend Whiteleaf to anyone who is wanting to explore the game of golf and membership of a welcoming club."***

**Sue Barnes**





## History

Whiteleaf is a hamlet in the civil parish of Princes Risborough and the ecclesiastical parish of Monks Risborough in Buckinghamshire, England. Located seven miles south of the county town of Aylesbury and eight miles north of High Wycombe, it lies halfway up the northern scarp of the Chilterns.

The hamlet's name is first found in the form White Cliff in the eighteenth century, referring to the white chalk cliff above the road to the east of the hamlet, which has the Whiteleaf Cross cut into the chalk on the side of the hill above it, making an important landmark for miles around.

The local area has featured in many film and TV series and we have a number of well known local residents, significant among them being Sir Jackie Stewart. Sir David Jason, Nicholas Parsons ex England footballer Stuart Pearce and the Prime Minister at weekends when staying at Chequers.

### **The Golf Club**

Whiteleaf is home to Whiteleaf Golf Club, lying slightly south-east of the main road through the village, which follows the path of the Upper Icknield Way. The Golf Club was founded circa 1907 on land originally donated by Mary Phillips, wife of Major Herbert Percy Davies Phillips of Whiteleaf House.

Steeped in history and tradition, Whiteleaf has an attractive clubhouse originating from a short row of 14th century dwellings that included a bodger's cottage. These buildings have been tastefully updated by a series of well-balanced extensions and improvements.





## History



Harry S. Colt

### The Course

Tucked neatly behind Whiteleaf Cross and overlooked by Pulpit Hill with its ancient hill fort, the course underwent major changes to its design soon after the end of the First World War. The club acquired additional land and soon engaged in consultation with the design services of Harry S. Colt, the renowned golf course architect of that era, whom many describe as the founder of golf course architecture in the British Isles.

Golf obviously existed before he came along, but it was a game of straight lines and sharp angles. He softened those lines, introduced curves, and long before the art of pacing courses came into being, created visual challenges to tease and intrigue the golfer. Above all, he was the first to appreciate how golf could be a delightful walk through beautiful vistas, perfectly illustrated at Whiteleaf.

Colt principally concentrated his efforts in the UK and by the time he had finished he had left his marks. At the seaside he gave us Royal Lytham & St Annes, Royal Portrush, Co Sligo and much of the character and current layout of the Honourable Company's pride and joy at Muirfield.

Inland we have those jewels of the Surrey & Berkshire sand belt, the New Course at Sunningdale, Swinley Forest and Wentworth, plus many others throughout the Home Counties, such as Stoke Poges, Denham, Beaconsfield and Camberley Heath. It is believed that the 9-hole course layout at Whiteleaf was transformed by Colt to virtually what exists today.





## About the Course

Set in the spectacular Chiltern Hills, the course at Whiteleaf is a unique 9 hole, Par 33 parkland course that measures 2,730 yards from the white tees and 2,461 yards from the red tees. With a chalk base giving ample drainage and the ability to hold moisture through some of the hottest summers, the course will always be in good condition. With some blind approaches and small protected greens you need to bring your A game to really take it on. Our course yardage is not long, yet that belies the difficulty of the round, with small, well-protected greens, and out of bounds alongside every hole. The course comprises three par 3s and six par 4s, and while not too daunting in length for higher handicappers, provides a great challenge to the more advanced player looking to shoot low scores. So you will need pin point accuracy and good course and club management to successfully tackle this testing gem. Don't just take our word for it! Come and try it for yourself. Handily placed between the local towns of Aylesbury, High Wycombe, Thame and Wendover, we look forward to seeing you soon at Whiteleaf for either a few holes or a full 18. Also why not take advantage of one of our teebox sponsorships to promote your local business. Call our team on 01844 274058 for details, and check our website at [www.whiteleafgolfclub.co.uk](http://www.whiteleafgolfclub.co.uk) for more info.





## Course Tour

If you have never played at Whiteleaf Golf Club before you are in for a treat. Make the most of your trip by learning about some of the pitfalls that lie in wait and how to avoid them as you follow our hole-by-hole tour. Our unique layout means you can play 18,9,6, or even 3 holes all returning to the clubhouse thus catering for golfers with restricted time availability.

### Holes 1 & 10

#### Men – Par 4 – 458 Yards

Drive to the left side of the fairway and the ball will settle down to the centre. Second shot over marker post. Usually plays one club less and bounces down towards or on to the green. Avoid out of bounds with the garden on the right.

#### Ladies – Par 4 – 424 Yards

Drive down to the centre of the fairway. Second shot slightly left of the marker post and you'll be above the green for the third. Trickle on to the green from the slope above is usually better than a full carry. Avoid the ditch on the right hand side over the last 100 yards.

### Holes 2 & 11

#### Men - Par 4 - 320 Yards

Aim your drive up the left side. Favoured second shots left of the pin will usually come off the back bank advantageously for most pin positions.

#### Ladies - Par 4 - 272 Yards

Left of centre drive will drift towards the middle. Second shots should be aimed towards the bank on the left side of the green. Shots arriving just short of the green will bounce right as will shots mounting the green on the right.





## Course Tour

### Holes 3 & 12

#### Men - Par 4 - 298 Yards

Aim just inside the big tree on the left side for the best run-on. Second shots should be dropped short and towards the left as the green slopes towards the right.

#### Ladies - Par 4 - 242 Yards

Drive towards the tree on the left and a good shot will be rewarded with a run over the ridge. Second shots need to run in from the left hand slope. This kicks the ball to the right towards the green.

### Holes 4 & 13

#### Men - Par 4 - 458 Yards

Treat this as a par five. Drive slightly right of centre to bounce left towards the middle. Check pin position before second shot to select best position from which to chip in to the green.

#### Ladies - Par 5 - 395 Yards

Keeping your drive straight down the middle is the order of the day. Aim long second shot left for the best position from which to approach the green and use your five shots for par.









## Course Tour



### Holes 5 & 14

#### Men - Par 3 - 169 Yards

Straight first shot to the right side of green is essential, especially from the rear tee. All the trouble is at the front of the green. Large bunker to the left and right

#### Ladies - Par 3 - 118 Yards

Easy par three if you can get your drive on the green. If not, you have bunkers to negotiate on the left and right, plus grass bunkers to the front.

### Holes 6 & 15

#### Men - Par 4 - 348 Yards

Straight drive slightly left of centre is ideal. Green will accept full carry for second shot unless particularly dry. Pitches left short may run up to the green but then roll back. A difficult green.

#### Ladies - Par 4 - 300 Yards

Avoid driving out of bounds on the right hand side. Straight drive and second shot will be of benefit. Pitches left short tend to roll back, with care needed on this very difficult green.





## Course Tour

### Holes 7 & 16

#### Men - Par 4 – 313 Yards

Aim your drive midway between spinneys on either side. Drives towards but short of right-hand spinney often bounce out towards middle to give clear shot up and over to the green. Second shot plays a club or two less than expected.

#### Ladies - Par 4 - 265 Yards

Aim drive just inside right-hand spinney and a clear second shot to the green should result. Drives to the left could be punished by the left hand tree as fairway falls to the left. Fairway slopes appreciably down to green so do not over-club.

### Holes 8 & 17

#### Men - Par 3 - 243 Yards

A very long uphill par three but drives which avoid the spinney are usually salvageable for a clear second shot. Punch chip in short to run up the green for a chance of a single putt.

#### Ladies - Par 4 - 225 Yards

Straight to the green is the order of the day, the fairway slopes to the left so keep as far right as possible to miss the trees. Careful second shot should let you par this hole.

### Holes 9 & 18

#### Men - Par 3 - 168 Yards

This is our signature hole requiring an accurate tee shot and a long carry over the valley. Wind conditions can make club selection quite tricky. Lots of trouble to the left and right of the green which is well protected by three large bunkers. A two-tiered sloping green where the banking to the left can be used to assist the return of your tee shot to the putting surface.

#### Ladies - Par 3 - 158 Yards

If you can't drive the green, a second shot from the valley is easier than a chip from the steep slope up to the green. As you walk down the slope towards the green check the pin position as this is a two-tiered green.





## Pro Shop



Although skill and expertise are vital elements in any sporting field, the use of carefully selected, high-quality equipment inevitably helps at the cutting edge of any performance. The professional team are committed to allowing you to make the most out of your game with the Pro Shop stocking a wide range of clubs featuring Ping, TaylorMade, Callaway, Titleist and Srixon. As well as the latest hardware, you can look the part on the course with the Pro Shop stocking a full range of fashionable clothing from the likes of Ping Collection, Puma and Footjoy with footwear also from Footjoy and Sketchers. We have experts on hand to carry out a full repair service, while you can also hire pull trolleys and electric trolleys, although booking in advance is advisable. Combined with our competitive prices and a wide range of different products and brands readily available, whatever your budget or handicap, we can make sure your needs will always be met. To contact the Pro Shop with your equipment queries and buying advice, pop in or call 01844 274058, Option 2.





## Pro Shop



The Head Professional at Whiteleaf Golf Club is Michael Piercy, who is extremely popular with our members. Michael has been a PGA Professional for 16 years and has amassed in depth experience within the golf club environment, driving range and custom fitting centres and also working for Europe's largest golf retailer. In April 2011 Whiteleaf Golf Club was one of the first in the golfing industry to form a partnership with a large retailer. Adam Bishop Golf employs several PGA Qualified Professionals and has 5 retail outlets in the Buckinghamshire and Oxfordshire areas. This allows members and visitors to have a huge choice of equipment, from all the top brands in golf, with unrivalled expertise from its PGA staff, with prices to match the top internet retailers. Since 2001 A B Golf has been one of the industries known leaders of custom fitting golf clubs and was one of the first in the UK to use a Launch Monitor. Members and visitors can now have lessons and fittings using the latest technology such as Trackman, GC2 HMT, Sam Putt Lab, with most importantly a highly qualified PGA Professional to advise you.

Michael and his talented team offer first-rate sales advice and service in the Pro Shop which is well-stocked with equipment that is very competitively priced.





## Tuition



Whether you're an accomplished player or simply looking to get into the game, the quickest and easiest way to play better golf and lower your scores is to book a lesson with one of our PGA Professionals. Whiteleaf is blessed with a strong and talented teaching team and with two qualified professionals there is always someone on hand to assist and advise.

We have several styles of tuition to suit your need from a personal one-to-one lesson to a more relaxed short game group lesson with other players of a similar standard.

Our coaching facilities include our practice ground, putting green, practice net as well as the course itself where the teaching team offers on-course tuition, addressing technique and the tactical side to the game at the same time. Learning the correct thought process can often be an eye-opening and rewarding experience for the novice player and can lead to better scores.

We understand golf is a 'Game For Life', so our lessons are tailor-made to suit the individual, aiming towards improving people's performance and enjoyment of the game. This is achieved through precise swing analysis followed by clear instruction and easy-to-follow practice drills, which allows us to install solid foundations and good fundamentals, as well as combining the individual's own natural flair and style.

To book a lesson contact Michael Piercy and his team in the Pro Shop by calling 01844 274058, Option 2.





## Custom Fitting

There has been a growing realisation in recent times that golfing tuition ought to go hand-in-hand with equipment that allows each player to make the absolute utmost of whatever level of natural talent they possess.

Clubs merely bought off the shelf will be of a standard specification but unfortunately golfers are not, coming in all shapes and sizes.

The reality is that a golfer could have a perfectly acceptable technique but still be held back because their clubs are not entirely suitable to their swing.

This is where custom fitting comes in, a relatively new phenomenon that allows a set of clubs to be built to marry with each golfer's individual physique and swing characteristics.

Custom fitting is something that we take seriously here at Whiteleaf and we pride ourselves in what we do. We offer a full and extensive range of products all available for custom fitting.

This service costs less than you think and can bring about a dramatic improvement in ball striking.

Even the top touring professionals struggle to maintain the same fundamentally sound swing characteristics every time, so it is a lot to ask for the average golfer to do likewise.

Customising the clubs to position the golfer in the ideal position for their physical characteristics will train the golfer to address the ball with the correct posture and swing along the ideal swing plane, which all adds up to the correct impact position and better scores.





## Open Competitions



Whiteleaf is an historic golf club with a rich heritage dating back to the founding of our club in 1907. We know we have something special here and nothing gives us greater pleasure than to share the enjoyment of our magnificent course with people who may not have experienced it before.

One of the ways in which we can do this is by staging a number of club competitions throughout the year aimed at golfers from all walks of life and abilities.

We usually kick off the season in May with a General Open Day where you can come along and learn about the club, meet some of our members and play a complimentary round of nine holes to see if the club is for you.

Later in the summer we also hold a Ladies Coffee Morning and Golf where lady golfers are able to bring friends in groups of three to enjoy 18 holes of golf after tea and Danish in the clubhouse.

Each year we also run a series of nine hole Stableford competitions in Wednesday evenings between May and September open to members and non-members alike.

The top places for each event can win small cash prizes but, more importantly, points which accumulate across the full set of matches so that we can crown a champion at the prize-giving event after the final September meeting.

There are plenty of other open competitions open to men, ladies, seniors and juniors and for more information on dates and how to book your place on any of our open events please visit our website:

[www.whiteleafcatering.com](http://www.whiteleafcatering.com).





## Functions & Events at Whiteleaf

Whatever the reason for celebrating in style, our unique clubhouse is an ideal venue to hold your function whether it is a birthday, anniversary, summer ball or Christmas party. The clubhouse has unrivalled views of the undulating course, leading the eye to the stunning views of the Chiltern Hills and beyond to the surrounding countryside. We strive to be adaptable and versatile, liaising with the function organiser every step of the way to ensure that the day at least matches and hopefully exceeds expectations. Our main function room includes a bar and offers flexibility, allowing us to cater for all your requirements, from a small party to a large function accommodating up to 70 guests. Our patio area is a lovely spot to sit and enjoy a drink should you be lucky enough to choose a warm sunny day for your function. We pride ourselves in being flexible when it comes to our menus and are always happy to discuss alternatives with you should you not find exactly what you want from our menu. For more information or to book a function please contact a member of our bar and restaurant team by calling 01844 343097.





## Reciprocal Golf

In addition to enjoying all the benefits and facilities at their own club, Whiteleaf members can also play free weekday golf at a range of clubs across the country as part of our reciprocal arrangements. While we have arrangements with four local clubs we are also members of the 1907 Club. Formed in 2007, our centenary year, the group is made up of clubs founded in the same year, offering the opportunity to play at any of these clubs. Some weekend golf may be available as well, subject to availability. You will need to show your membership card or a valid bag tag to take advantage of this additional benefit of membership. Currently the clubs taking part include:

**Alnwick, Burslem, Ghyll, Headley, Lightcliffe, Mapperley, New Mills, Newton Green, Evesham, The Spa, Datchet Chesham & Ley Hill, Chorleywood**

To find out how to book a tee time at any of the clubs listed please visit our website: [www.whiteleafgolfclub.co.uk](http://www.whiteleafgolfclub.co.uk)





## The Clubhouse



Whiteleaf's clubhouse has a warm and welcoming atmosphere for all visitors, whether you are playing golf or just visiting the club for the first time. With panoramic views of the Chiltern Hills from our terrace, it offers the ideal surroundings in which to relax and enjoy a drink or a bite to eat.


Unwind in the lounge where you can sip your chosen tipple from the well-stocked bar while deciding what to choose from the great variety of very competitively priced light bites and main meals.

Food is available 6 days a week(not on Thursdays except by prior arrangement )and caters for all appetites throughout the day for golfers and guests. In addition to all the traditional golf club favourites, our menu features a choice of specials all reasonably priced.

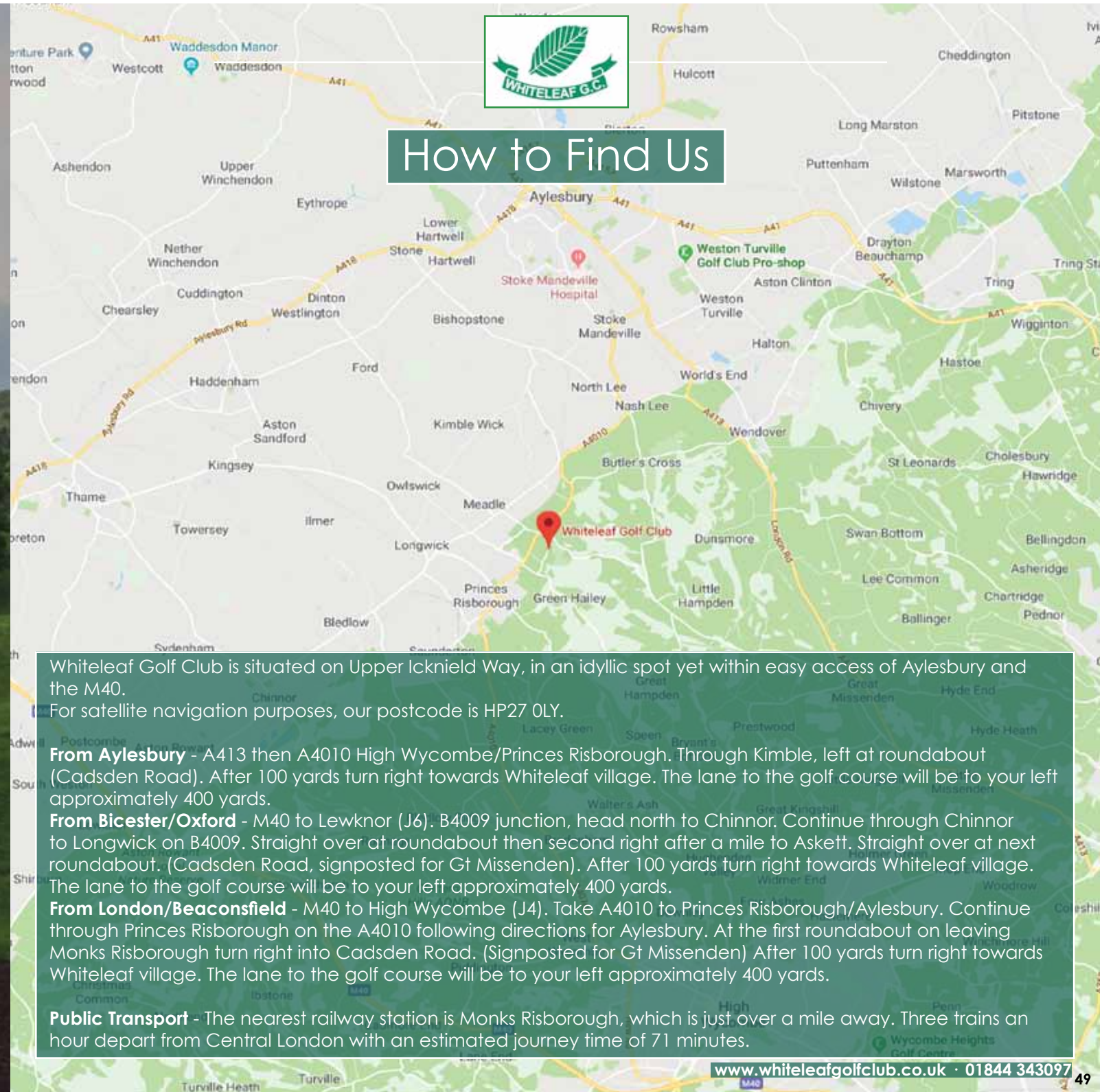
Our clubhouse is perfectly suited as a venue for any event, be it a birthday party, christening ,club or business conference Our function room can seat up to 70 people and includes its own bar and space to fit a DJ or band. Whether it's a quick coffee before a round, a refreshing drink at the bar, or a more substantial meal in the dining room, our accommodating staff will provide first class customer service that will make your visit to Whiteleaf a memorable one.

If you wish to book our facilities then please contact a member of our bar and restaurant team by calling 01844 343097 and speak to Jane Baker.





## How to Find Us



Whiteleaf Golf Club is situated on Upper Icknield Way, in an idyllic spot yet within easy access of Aylesbury and the M40.

For satellite navigation purposes, our postcode is HP27 0LY.

**From Aylesbury** - A413 then A4010 High Wycombe/Princes Risborough. Through Kimble, left at roundabout (Cadsden Road). After 100 yards turn right towards Whiteleaf village. The lane to the golf course will be to your left approximately 400 yards.

**From Bicester/Oxford** - M40 to Lewknor (J6). B4009 junction, head north to Chinnor. Continue through Chinnor to Longwick on B4009. Straight over at roundabout then second right after a mile to Askeff. Straight over at next roundabout. (Cadsden Road, signposted for Gt Missenden). After 100 yards turn right towards Whiteleaf village. The lane to the golf course will be to your left approximately 400 yards.

**From London/Beaconsfield** - M40 to High Wycombe (J4). Take A4010 to Princes Risborough/Aylesbury. Continue through Princes Risborough on the A4010 following directions for Aylesbury. At the first roundabout on leaving Monks Risborough turn right into Cadsden Road. (Signposted for Gt Missenden) After 100 yards turn right towards Whiteleaf village. The lane to the golf course will be to your left approximately 400 yards.

**Public Transport** - The nearest railway station is Monks Risborough, which is just over a mile away. Three trains an hour depart from Central London with an estimated journey time of 71 minutes.





## Contact Us

[www.whiteleafgolfclub.co.uk](http://www.whiteleafgolfclub.co.uk) · 01844 343097



Here at Whiteleaf it is always a pleasure to meet new members, visitors and guests. If we can assist you with any queries or questions that you may have then please do not hesitate to get in touch.

Whiteleaf Golf Club  
The Club House  
Upper Icknield Way  
Princes Risborough  
Buckinghamshire  
HP27 0LY

Manager and PGA Professional – Michael Piercy  
Tel: 01844 274058 – Option 2  
Email: [info@whiteleafgolfclub.co.uk](mailto:info@whiteleafgolfclub.co.uk)  
Bar Manager/Club Steward – Jane Baker  
Tel: 01844 274058 – Option 3  
Email: [clubsteward@whiteleafgolfclub.co.uk](mailto:clubsteward@whiteleafgolfclub.co.uk)  
Course Manger – Justin Sugg ??????????????????  
Website: [www.whiteleafgolfclub.co.uk](http://www.whiteleafgolfclub.co.uk)

Published by Fore-Sports Ltd · The Whiteleaf Golf Club and Fore-Sports would both like to thank all the companies profiled in this brochure for their support, and wish them every success during the next 24 months. An extra special thank you goes out to our main brochure sponsor, Energy Generator Hire Ltd. We wish you well!





