



Slope Table Signage




540 x 820mm Aluminium Panel with Digital Print Graphics

Panel Only





COURSE RATING™ & SLOPE RATING® TABLE



MEN

WHITE YARDS
Course Rating: 70.1
Slope Rating: 124

Handicap Index®	Course Handicap™
+5.0 to +4.2	+5
+4.1 to +3.2	+4
+3.1 to +2.3	+3
+2.2 to +1.4	+2
+1.3 to +0.5	+1
+0.4 to 0.4	0
0.5 to 1.3	1
1.4 to 2.2	2
2.3 to 3.1	3
3.2 to 4.1	4
4.2 to 5.0	5
5.1 to 5.9	6
6.0 to 6.8	7
6.9 to 7.7	8
7.8 to 8.6	9
8.7 to 9.5	10
9.6 to 10.4	11
10.5 to 11.3	12
11.4 to 12.3	13
12.4 to 13.2	14
13.3 to 14.1	15
14.2 to 15.0	16
15.1 to 15.9	17
16.0 to 16.8	18
16.9 to 17.7	19
17.8 to 18.6	20
18.7 to 19.5	21
19.6 to 20.5	22
20.6 to 21.4	23
21.5 to 22.3	24
22.4 to 23.2	25
23.3 to 24.1	26
24.2 to 25.0	27
25.1 to 25.9	28
26.0 to 26.8	29
26.9 to 27.7	30
27.8 to 28.7	31
28.8 to 29.6	32
29.7 to 30.5	33
30.6 to 31.4	34
31.5 to 32.3	35
32.4 to 33.2	36
33.3 to 34.1	37
34.2 to 35.0	38
35.1 to 35.9	39
36.0 to 36.9	40
37.0 to 37.8	41
37.9 to 38.7	42
38.8 to 39.6	43
39.7 to 40.5	44
40.6 to 41.4	45
41.5 to 42.3	46
42.4 to 43.2	47
43.3 to 44.1	48
44.2 to 45.1	49
45.2 to 46.0	50
46.1 to 46.9	51
47.0 to 47.8	52
47.9 to 48.7	53
48.8 to 49.6	54
49.7 to 50.5	55
50.6 to 51.4	56
51.5 to 52.3	57
52.4 to 53.3	58
53.4 to 54.0	59

MEN

YELLOW YARDS
Course Rating: 68.3
Slope Rating: 120

Handicap Index®	Course Handicap™
+5.0 to +4.3	+5
+4.2 to +3.3	+4
+3.2 to +2.4	+3
+2.3 to +1.5	+2
+1.4 to +0.5	+1
+0.4 to 0.4	0
0.5 to 1.4	1
1.5 to 2.3	2
2.4 to 3.2	3
3.3 to 4.2	4
4.3 to 5.1	5
5.2 to 6.1	6
6.2 to 7.0	7
7.1 to 8.0	8
8.1 to 8.9	9
9.0 to 9.8	10
9.9 to 10.8	11
10.9 to 11.7	12
11.8 to 12.7	13
12.8 to 13.6	14
13.7 to 14.5	15
14.6 to 15.5	16
15.6 to 16.4	17
16.5 to 17.4	18
17.5 to 18.3	19
18.4 to 19.3	20
19.4 to 20.2	21
20.3 to 21.1	22
21.2 to 22.1	23
22.2 to 23.0	24
23.1 to 24.0	25
24.1 to 24.9	26
25.0 to 25.8	27
25.9 to 26.8	28
26.9 to 27.7	29
27.8 to 28.7	30
28.8 to 29.6	31
29.7 to 30.6	32
30.7 to 31.5	33
31.6 to 32.4	34
32.5 to 33.4	35
33.5 to 34.3	36
34.4 to 35.3	37
35.4 to 36.2	38
36.3 to 37.1	39
37.2 to 38.1	40
38.2 to 39.0	41
39.1 to 40.0	42
40.1 to 40.9	43
41.0 to 41.9	44
42.0 to 42.8	45
42.9 to 43.7	46
43.8 to 44.7	47
44.8 to 45.6	48
45.7 to 46.6	49
46.7 to 47.5	50
47.6 to 48.4	51
48.5 to 49.4	52
49.5 to 50.3	53
50.4 to 51.3	54
51.4 to 52.2	55
52.3 to 53.2	56
53.3 to 54.0	57

LADIES

RED YARDS
Course Rating: 71.0
Slope Rating: 122

Handicap Index®	Course Handicap™
+5.0 to +4.2	+5
+4.1 to +3.3	+4
+3.2 to +2.4	+3
+2.3 to +1.4	+2
+1.3 to +0.5	+1
+0.4 to 0.4	0
0.5 to 1.3	1
1.4 to 2.3	2
2.4 to 3.2	3
3.3 to 4.1	4
4.2 to 5.0	5
5.1 to 6.0	6
6.1 to 6.9	7
7.0 to 7.8	8
7.9 to 8.7	9
8.8 to 9.7	10
9.8 to 10.6	11
10.7 to 11.5	12
11.6 to 12.5	13
12.6 to 13.4	14
13.5 to 14.3	15
14.4 to 15.2	16
15.3 to 16.2	17
16.3 to 17.1	18
17.2 to 18.0	19
18.1 to 18.9	20
19.0 to 19.9	21
20.0 to 20.8	22
20.9 to 21.7	23
21.8 to 22.6	24
22.7 to 23.6	25
23.7 to 24.5	26
24.6 to 25.4	27
25.5 to 26.3	28
26.4 to 27.3	29
27.4 to 28.2	30
28.3 to 29.1	31
29.2 to 30.1	32
30.2 to 31.0	33
31.1 to 31.9	34
32.0 to 32.8	35
32.9 to 33.8	36
33.9 to 34.7	37
34.8 to 35.6	38
35.7 to 36.5	39
36.6 to 37.5	40
37.6 to 38.4	41
38.5 to 39.3	42
39.4 to 40.2	43
40.3 to 41.2	44
41.3 to 42.1	45
42.2 to 43.0	46
43.1 to 43.9	47
44.0 to 44.9	48
45.0 to 45.8	49
45.9 to 46.7	50
46.8 to 47.7	51
47.8 to 48.6	52
48.7 to 49.5	53
49.6 to 50.4	54
50.5 to 51.4	55
51.5 to 52.3	56
52.4 to 53.2	57
53.3 to 54.0	58

Table Instructions
When using the table, find the range containing your Handicap Index® in the left column.
Play with the Course Handicap™ which corresponds with it in the right column.
Please make sure that the tees from which you are playing corresponds with the appropriate Slope Table above.

www.eagle.co.uk/whs

App Instructions
The Scottish Golf App is the golfer's gateway to golf in Scotland whether they are a member of a Scottish Golf Club or a guest.
All Course and Slope Rating data and Handicap Index conversion information is available to access within the Scottish Golf App.

