

20 Must Know Rules of Golf Changes for 2019

1. Drop from knee height (NOT shoulder height)
2. Measure the area to drop in with the longest club in your bag (except a putter)
3. Drop in and play from the relief area
4. When dropping back-on-the-line, your ball cannot be played from nearer the hole than your chosen reference point
5. Time to search – 3 minutes (NOT 5 minutes)
6. If you accidentally move your ball when searching for it, replace it without penalty
7. No penalty for a double hit – it only counts as one stroke
8. No penalty if your ball hits you or your equipment accidentally after a stroke
9. No penalty if your ball strikes the flagstick when you have chosen to leave it in the hole
10. Spike mark and other shoe damage on the putting green can be repaired
11. Ball accidentally moved on putting green – no penalty and replace
12. Ball marked, lifted and replaced on putting green is moved by wind to another position – replace ball on the original spot
13. Penalty areas replace water hazards, and you can move loose impediments, ground your club and take practice swings in penalty areas without penalty, just as you can on the fairway or in the rough
14. You can't take relief from a penalty area unless you are at least 95% certain your ball is in the penalty area
15. In bunkers you can move loose impediments
16. In bunkers you cannot touch the sand with your club in the area right in front of or right behind your ball, during your backswing or in taking practice swings
17. Free relief is allowed if your ball is embedded on the fairway or in the rough (but "embedded" means that part of your ball is below the level of the ground)
18. Unplayable ball in bunker – extra option to drop outside the bunker for 2 penalty strokes
19. You cannot have your caddie or your partner standing behind you once you begin taking your stance
20. Pace of Play - it is recommended that you take no longer than 40 seconds to make a stroke (and usually you should be able to play more quickly than that) and Ready Golf in stroke play is encouraged

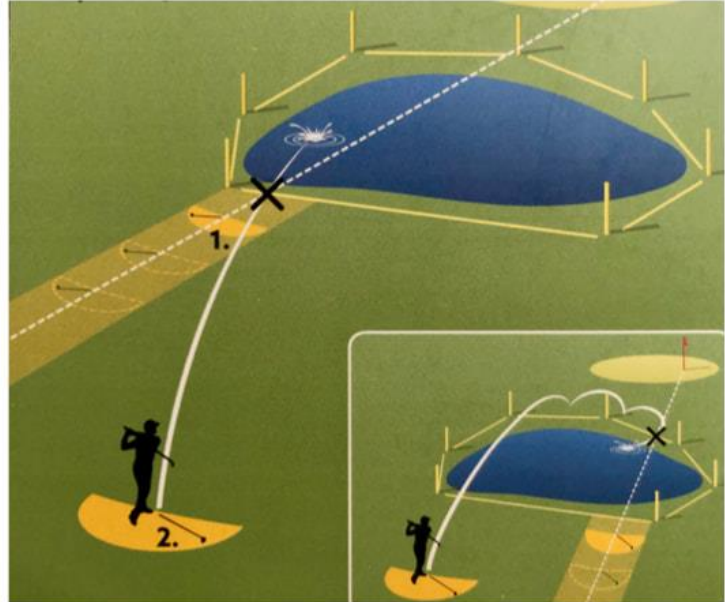
These changes are explained in more detail in the Rules Essentials videos which are coming soon to www.randa.org. Alternatively, read the PLAYER'S EDITION of the Rules of Golf or visit www.randa.org to learn more.

Penalty Area - Yellow Stakes



If your ball is lying in a penalty area or is lost in it, you are permitted to drop outside of it as follows:

1. Take a drop (within 1 club length) on the backwards extension of the line from the hole to the entry point (point X where the ball last crossed the hazard margin), 1 penalty stroke.
2. Take a drop on the position of the last stroke within 1 club length, 1 penalty stroke.




Penalty Area - Red Stakes



If your ball is lying in a penalty area or is lost in it, you are permitted to drop outside the hazard as follows:

1. As per yellow stakes option 1
2. As per yellow stakes option 2
3. Take a drop within 2 club lengths of the entry point (X), 1 penalty stroke

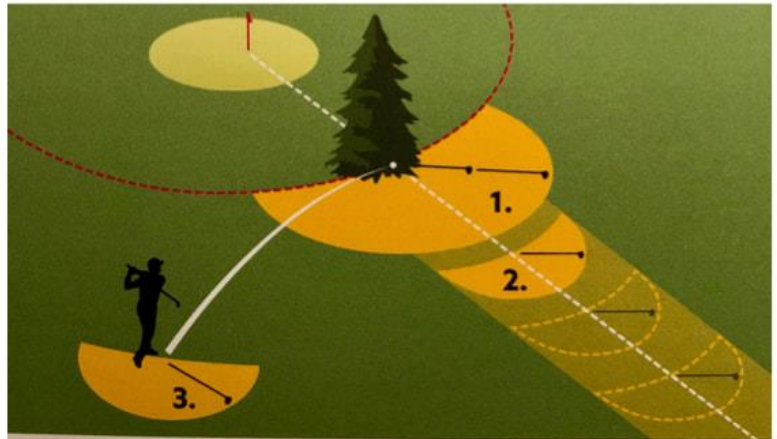


Unplayable Ball

Unplayable ball rule

If a ball has an extremely bad lie it can be declared unplayable. The player then has 3 possibilities:

1. Take a drop within 2 club lengths, 1 penalty stroke.
2. Take drop on the backwards extension of the line from the ball to the hole within 1 club length, 1 penalty stroke.
3. Take a drop on the point of the last stroke within 1 club length, 1 penalty stroke.



If, when dropped, the ball rolls back to the unplayable position or has a bad lie for any other reason, there is nothing you can do about it. It either has to be played as it lies, or can be declared unplayable once again, incurring another penalty stroke.