






Lagonda Trophy 2017

	Player	Club	Rnd 1	Rnd 2	Day 1	Rnd 3	Total	Thro' 63	Thro' 68	Rnd 4	TOTAL
13:37	David Hague	Malton & Norton	71	72	143	62	205	-7	-9	63	268
14:13	Daniel Brown	Littlestone	69	71	140	70	210	-1	-1	70	280
13:37	Nicholas Smits	Gog Magog 	69	74	143	67	210	+1	L	71	281
12:43	Paul Waring	Felixstowe Ferry	74	74	148	65	213	+4	+3	69	282
13:46	George Gennings	Thorndon Park	71	71	142	71	213	+3	+5	69	282
13:37	Cole Betteridge	Sherwood Forest	76	68	144	71	215	+1	+4	68	283
13:46	Chris Vince	Gog Magog 	70	72	142	70	212	+3	+2	71	283
14:13	Connor Worsdall	The Essex	72	67	139	72	211	+1	+3	72	283
13:19	Harry Boyle	Beadlow Manor	75	71	146	72	218	+8	+6	66	284
13:19	Lee Shepherd	Sherwood Forest	74	72	146	69	215	+4	+3	69	284
13:46	Calvin Sherwood	Rookery Park	69	73	142	73	215	+4	+4	69	284
13:55	Matt Hill	Leighton Buzzard	71	71	142	72	214	+2	+3	70	284
13:19	John Kemp	Woburn	75	70	145	67	212	+4	+5	72	284
14:13	Joshua Read	Three Rivers	67	72	139	72	211	+4	+4	73	284
13:28	George Leversuch	Wanstead	73	71	144	70	214	+4	+3	71	285
14:04	Timothy Shin	Castle Royle	69	71	140	72	212	+3	+3	73	285
12:52	James Ellis	Hendon	74	74	148	71	219	+8	+7	69	288
12:34	Dave Quinney	Gog Magog 	71	77	148	68	216	+7	+7	72	288
14:04	Will Painter	Kedleston Park	68	72	140	71	211	+5	+5	77	288
12:43	David Langley	Castle Royle	72	76	148	72	220	+9	+9	69	289
13:55	James Biggs	Diss	70	71	141	75	216	+8	+9	73	289
13:28	Ryan Wesselingh	Kedleston Park	69	75	144	70	214	+5	+7	75	289
13:01	Mark Collins	Chart Hills	73	74	147	73	220	+8	+9	70	290
13:55	Jordan Forster	Hendon	67	74	141	72	213	+6	+10	77	290
12:43	Jacob Smith	Sherwood Forest	74	74	148	75	223	+12	+12	68	291
12:34	Danny Loveday	Brampton Park	74	75	149	71	220	+10	+10	71	291
14:04	Laurie Owen	Letchworth	70	71	141	75	216	+8	+10	75	291
13:01	Ed Dimambro	Gog Magog 	73	73	146	73	219	+11	+12	73	292
13:28	Owen Davies	Brampton Park	75	69	144	79	223	+14	+14	71	294
12:18	Jake Bacon	Kingshill	74	77	151	71	222	+11	+12	72	294
12:25	Jake Keeley	Bawburgh	77	73	150	72	222	+11	+13	72	294
13:01	Callum Brookes	Saffron Walden	75	72	147	74	221	+13	+14	73	294
12:52	Calum Mortimore	Henbury	76	72	148	70	218	+9	+10	76	294
12:18	Jack Hawksby	The Millbrook	74	77	151	73	224	+14	+16	72	296
12:11	Lucas Stewart	Woburn	71	81	152	72	224	+13	+14	73	297
12:18	Tim Lewis	Royal Winchester	72	78	150	74	224	+16	+15	74	298
12:34	Dominic Clemons	Hanbury Manor	73	76	149	73	222	+15	+15	76	298
12:52	Chris Savage	Peterborough Milton	76	72	148	76	224	+19	+22	79	303
12:11	Max Cooper	Coombe Hill	74	78	152	81	233	+26	+25	71	304
12:25	Mark Reeve	Saffron Walden	71	78	149	75	224	+21	+23	80	304
12:11	Kevin Diss	Gog Magog 	76	76	152	78	230	+22	+25	76	306
12:25	Cameron Phillips	Hindhead	76	74	150	73	223	-	-	WD	WD
			CSS	71	71		71		CSS	71	

WD = Withdrawn